



Connecticut Birth to Three Annual Data Report  
FY22 (July 1, 2021 – June 30, 2022)

## **Acknowledgments**

The Birth to Three System would like to thank the following individuals for their contributions. Without their efforts, this guideline would not have been possible.

Connecticut's lead agency for the Birth to Three System is:



Office of Early Childhood

Commissioner Beth Bye

FY22 ICC Members Include:

Chair: Cindy Jackson  
Co-Chair: Leona Adamczyk  
Elaine Balsley  
Anne Giordano  
Ginny Mahoney  
Sharon Marie  
Carol Peltier  
Mary Beth Bruder, Ph.D.  
Melissa Roberts  
Dr. Ann Milanese  
Nicole Cossette  
Karen Pascale  
Myra Watnick  
Tiffanie Allain  
Rep. Liz Linehan  
Sen. Mary Abrams  
Shanda Easley  
Ann Gionet  
Tammy Venenga  
Kim Nilson  
Louis Tallarita  
Lisa Opert  
Robb Dunn  
Lauren Black  
Maris Pelkey  
Andrea Brinnel

The following programs have been part of the Birth to Three system over the last year. The number of children listed below are those with Individual Family-Service Plans (IFSPs) during the 21/22 Fiscal Year and the number of towns served by each as of 6/30/22.

<b>Program</b>	<b>Children</b>	<b>Number of Towns</b>
Abilis Birth to Three	295	2
American School for the Deaf	62	<i>Statewide</i>
Beacon Services of CT	1429	93
Benchmark Infant and Toddler Services	1427	42
Building Bridges, LLC	746	23
Cheshire Public Schools - Darcey School	94	4
Children's Therapy Services	371	18
Creative Interventions	1054	60
CREC Birth to Three	357	11
CREC Soundbridge	41	<i>Statewide</i>
EASTCONN Birth To Three	362	21
Easter Seal Birth to Three	95	5
EdAdvance Birth to Three	687	39
HARC - Steppingstones	576	15
Project Interact, Inc.	208	9
Reachout, Inc.	254	3
Rehabilitation Associates of Connecticut, Inc.	2265	48
SARAH, Inc. - KIDSTEPS	1409	50
Mentor South Bay	430	16
TheraCare	553	4

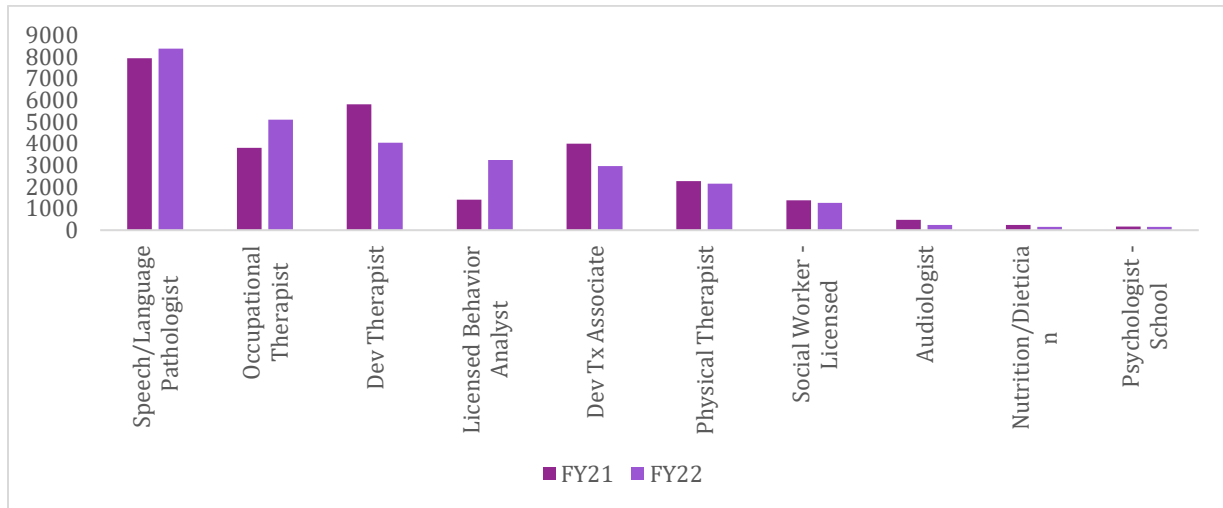
Connecticut’s Birth to Three system remains dedicated to the optimal development of infants and toddlers. Early identification and supporting families who have children with a diagnosis that has a high likelihood of developmental delay or children who have a developmental delay of -2 SD in one area or -1.5 in two of the five areas of development is one of the most important priorities. The chart below shows the percent of children with IFSP’s in Connecticut on 12/1 compared to the national average, broken out by 0-3.

<i>Year</i>	<i>Census 0-3</i>	<i>Eligible Children 0-3</i>	<i>Percent of Census</i>	<i>Trend</i>
12/1/2015	110,667	4726	4.30%	–
12/1/2016	110,100	4804	4.40%	↑
12/1/2017	108,539	4944	4.60%	↑
12/1/2018	107,782	5830	5.40%	↑
12/1/2019	107,782	5320	4.60%	↓
12/1/2020	106,513	5079	4.80%	↑
12/1/2021	103,827	6034	4.81%	↑

**Where are the supports provided?**

Each provider who supports families throughout the State of Connecticut are dedicated professionals who provide Early Intervention in the home or community setting where children without disabilities typically participate. In FY22, 99% of our children received supports in their home or community setting. This is essential in providing parents the support they need to advocate for their child and describe their child's needs. Evidence-based practices include providing supports and services by a primary provider based on the family's priority and child's needs , coaching the family to build their capacity to enhance their child's development and to provide those supports during activities and routines within the child's typical day in their natural environment.

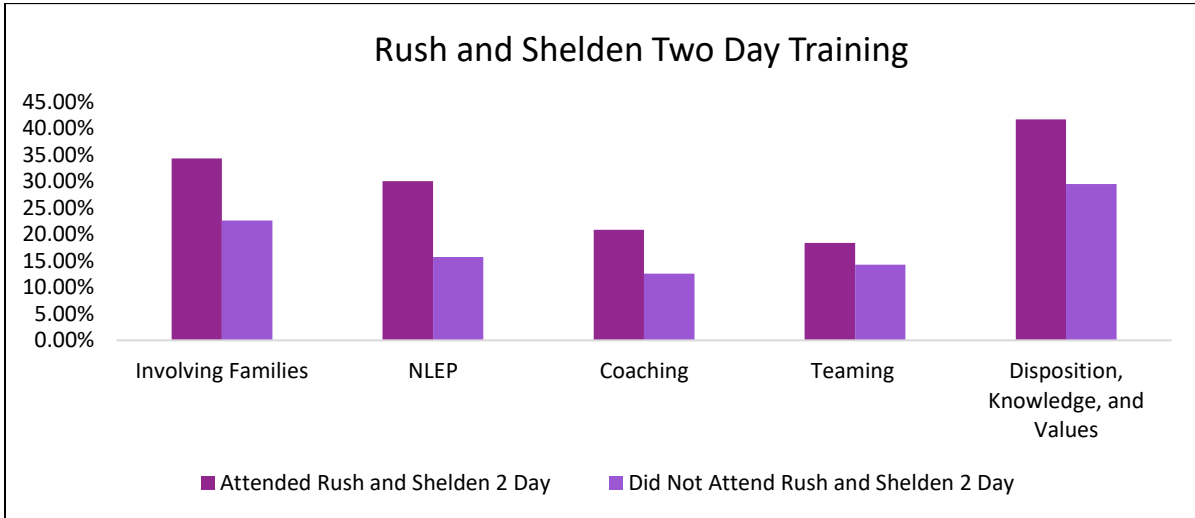
The top ten discipline types on FY22 IFSPs outlined below:




### Quality Practices Self-Assessment (QPSA)

In the summer of 2022, Connecticut collected professional development data using a Quality Practices Self-Assessment (QPSA). practitioners completed the self-assessment representing each discipline working in Connecticut’s Birth to Three System. Preliminary results indicated that those who have completed the training provided by Rush and Shelden and received coaching rated themselves across the practices at a much higher rate than those who did not go through the training.

Of those who participated in the survey, attended Rush and Shelden’s two-day training, and did not participate in the training.

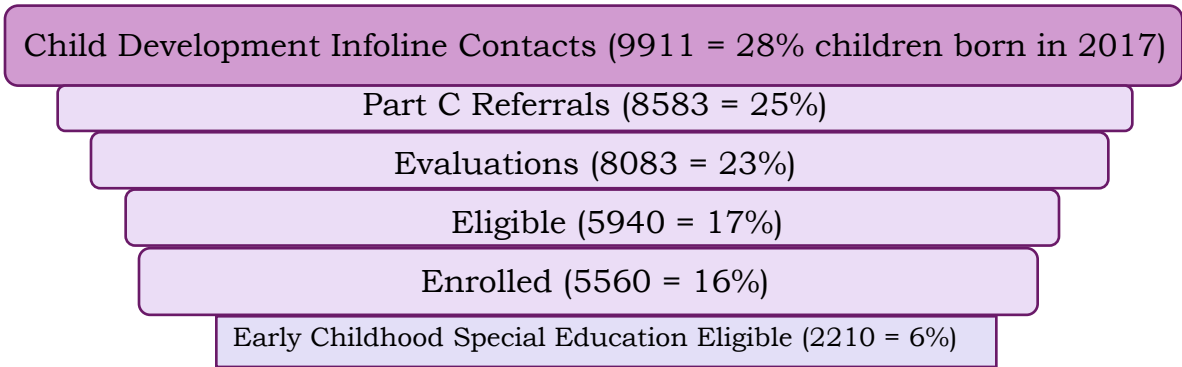


Of those who participated in the survey, attended Rush and Shelden’s master coach training, and did not participate the training.

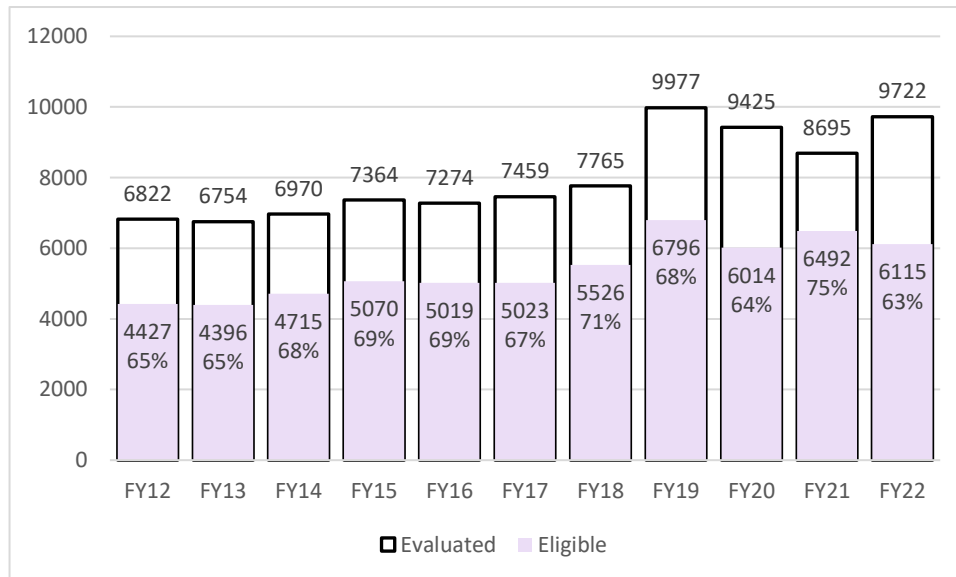


## Birth Cohort Data

Birth cohort data looks at data for all children born during a given calendar year. It provides insight into how early intervention touches the lives of 13% of the families in Connecticut. This report reflects the 2017 birth cohort or all children born between 1/1/18 and 12/31/18 who turned three in the calendar year 2021.



In FY22, eligibility evaluations were completed for children, and the families of were determined eligible for Birth to Three supports. Over the last ten years, evaluation and eligible children have increased.



The families of children were eligible for Birth to Three supports based on a diagnosis. The five ten diagnosis being:

13% Prematurity

14% Brain and spinal cord injuries and malformations

12% Autism

11% Deafness/Hard of Hearing

8% Speech Sound Disorders/Childhood Apraxia

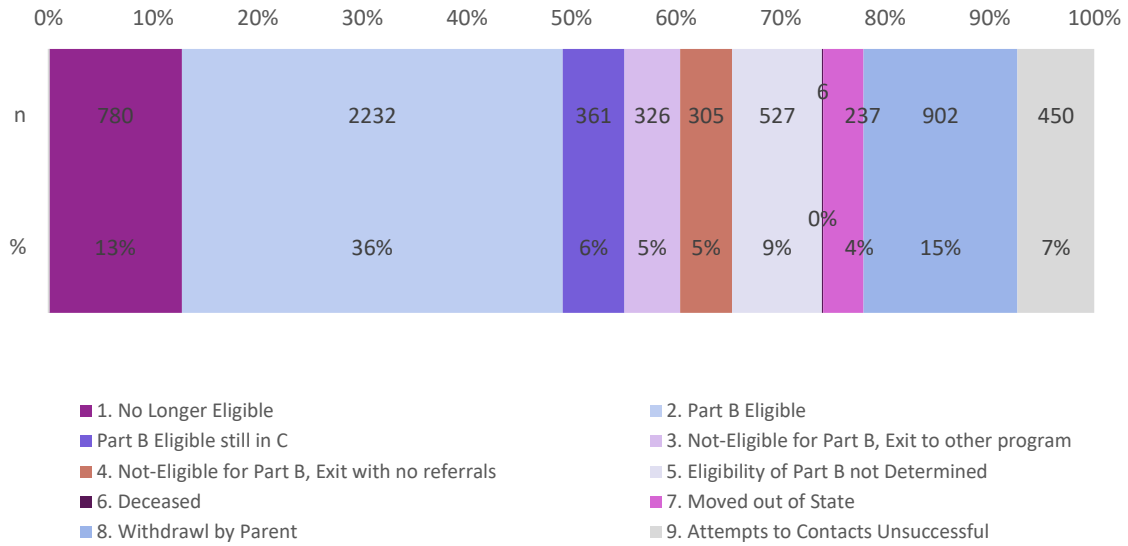
Connecticut remains committed to supporting families in their native language with the use of staff who speak the native language and interrupters. In FY22, the system supported families who speak 44 different languages. Below are the top ten languages spoken in the household in FY22.

Language in Home	Count of Children
English	8916
Spanish	1665
Portuguese	153
Creole	66
Arabic	60
Urdu	52
Hindi	41
Albanian	35
Mandarin	35
Bengali	30

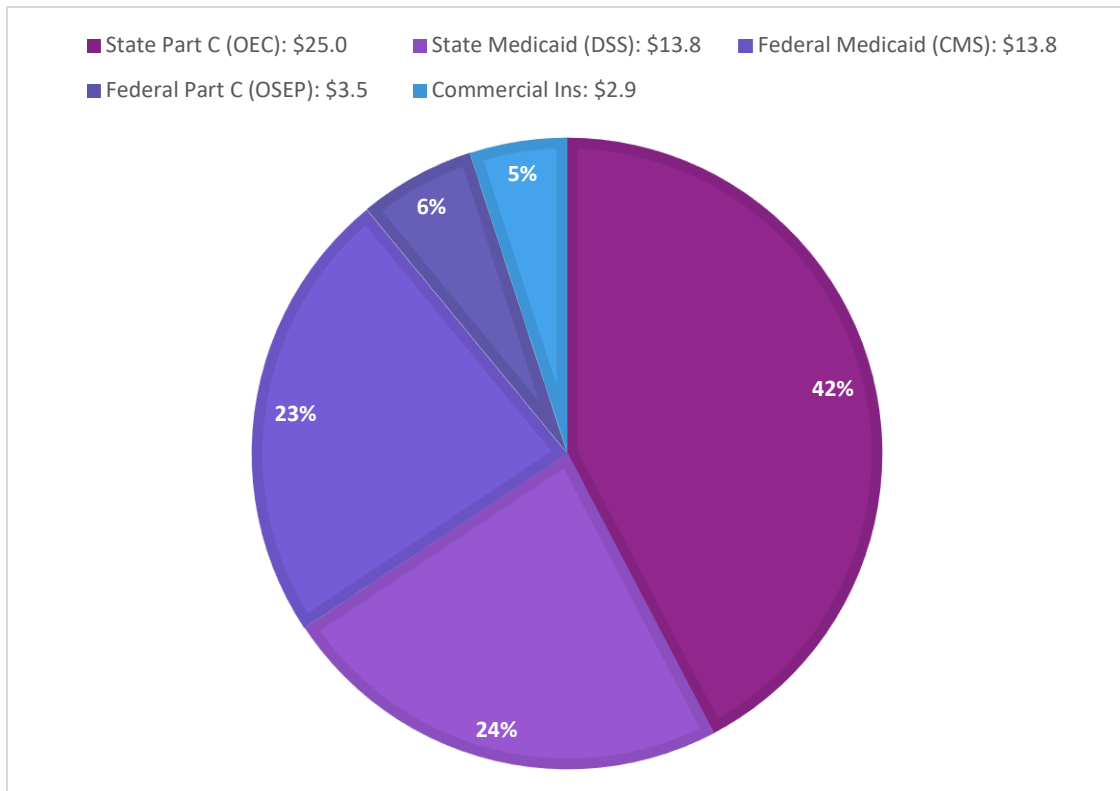


## During FY22 6126 Children Exited Birth to Three

\*ECSE – Early Childhood Special Education



## FY22 Actuals 59.2



## Town-by-Town Data

A town-by-town breakdown of children who received supports throughout FY22 can be found below. Suppressed data provided for towns with five or fewer children to protect confidentiality.

Town	Referred	Evaluated	Eligible	Served
ANDOVER	6	<6	<6	7
ANSONIA	71	58	56	76
ASHFORD	12	12	9	11
AVON	50	45	27	54
BARKHAMSTED	7	6	<6	<6
BEACON FALLS	23	21	14	24
BERLIN	44	43	25	61
BETHANY	10	9	6	14
BETHEL	73	60	46	85
BETHLEHEM	<6	<6	<6	<6
BLOOMFIELD	63	57	40	66
BOLTON	6	6	6	11
BOZRAH	<6	<6	<6	9
BRANFORD	55	46	28	63
BRIDGEPORT	625	522	431	728
BRIDGEWATER	<6	<6	<6	<6
BRISTOL	231	189	149	264
BROOKFIELD	35	30	19	34
BROOKLYN	34	33	19	40
BURLINGTON	19	18	12	26
CANAAN	<6	<6	<6	<6
CANTERBURY	13	11	8	15
CANTON	24	22	16	30
CHAPLIN	<6	<6	<6	6

Town	Referred	Evaluated	Eligible	Served
CHESHIRE	67	61	39	66
CHESTER	9	8	6	10
CLINTON	29	26	14	35
COLCHESTER	45	37	33	65
COLEBROOK	<6	<6	<6	<6
COLUMBIA	11	10	<6	18
CORNWALL	<6	<6		<6
COVENTRY	35	31	26	39
CROMWELL	25	23	10	25
DANBURY	304	258	189	371
DARIEN	72	69	44	79
DEEP RIVER	6	6	<6	7
DERBY	37	35	26	46
DURHAM	16	15	10	17
EAST GRANBY	19	17	12	16
EAST HADDAM	23	18	13	20
EAST HAMPTON	41	39	31	42
EAST HARTFORD	226	187	150	267
EAST HAVEN	84	71	56	103
EAST LYME	42	37	23	47
EAST WINDSOR	26	24	20	32
EASTFORD	<6	<6	<6	<6
EASTON	18	15	9	22
ELLINGTON	36	33	21	40

Town	Referred	Evaluated	Eligible	Served
ENFIELD	156	139	97	154
ESSEX	8	8	7	13
FAIRFIELD	183	165	98	173
FARMINGTON	59	47	35	59
FRANKLIN	<6	<6	<6	<6
GLASTONBURY	83	73	48	97
GOSHEN	<6	<6	<6	6
GRANBY	22	19	14	23
GREENWICH	199	177	107	160
GRISWOLD	33	25	20	45
GROTON	134	123	87	160
GUILFORD	47	43	28	54
HADDAM	14	14	8	20
HAMDEN	179	155	107	182
HAMPTON	<6	<6	<6	<6
HARTFORD	639	517	425	693
HARTLAND	10	10	6	6
HARWINTON	11	11	7	12
HEBRON	20	19	10	22
KENT	<6	<6		<6
KILLINGLY	62	52	29	63
KILLINGWORTH	14	14	13	23
LEBANON	17	14	12	21
LEDYARD	50	43	28	47
LISBON	7	7	8	15
LITCHFIELD	10	9	6	9
LYME	6	<6	<6	6
MADISON	39	38	21	43

Town	Referred	Evaluated	Eligible	Served
MANCHESTER	207	175	134	239
MANSFIELD	28	27	15	27
MARLBOROUGH	22	19	10	25
MERIDEN	245	208	168	306
MIDDLEBURY	13	12	<6	12
MIDDLEFIELD	<6	<6	<6	<6
MIDDLETOWN	147	135	95	165
MILFORD	113	101	65	129
MONROE	50	40	33	60
MONTVILLE	51	41	31	66
MORRIS	<6	<6	<6	9
NAUGATUCK	107	92	70	126
NEW BRITAIN	333	275	234	404
NEW CANAAN	48	44	24	42
NEW FAIRFIELD	42	37	36	47
NEW HARTFORD	14	13	7	10
NEW HAVEN	521	423	349	567
NEW LONDON	114	100	75	115
NEW MILFORD	60	55	37	75
NEWINGTON	90	75	55	102
NEWTOWN	81	71	50	93
NORFOLK				<6
NORTH BRANFORD	31	29	12	41

Town	Referred	Evaluated	Eligible	Served
NORTH HAVEN	66	56	37	69
NORTH STONINGTON	7	<6	<6	9
NORWALK	306	267	189	318
NORWICH	164	142	109	184
OLD LYME	14	12	13	19
OLD SAYBROOK	<6	<6	<6	6
ORANGE	27	27	16	37
OXFORD	32	30	23	36
PLAINFIELD	45	33	27	44
PLAINVILLE	52	45	26	52
PLYMOUTH	37	28	20	37
POMFRET	10	9	6	9
PORTLAND	29	26	16	42
PRESTON	9	6	6	14
PROSPECT	27	24	12	23
PUTNAM	30	27	12	37
REDDING	24	23	7	14
RIDGEFIELD	89	83	52	77
ROCKY HILL	57	51	40	69
ROXBURY	<6	<6	<6	<6
SALEM	12	10	6	11
SALISBURY	<6	<6	<6	<6
SCOTLAND	<6	<6	<6	<6
SEYMOUR	49	43	29	49
SHARON	<6	<6	<6	<6

Town	Referred	Evaluated	Eligible	Served
SHELTON	107	99	64	106
SHERMAN	10	10	8	8
SIMSBURY	63	53	32	71
SOMERS	21	17	12	27
SOUTH WINDSOR	73	60	41	86
SOUTHBURY	39	37	23	36
SOUTHINGTON	100	85	58	110
SPRAGUE	14	12	7	10
STAFFORD	35	27	25	35
STAMFORD	469	423	308	527
STERLING	7	7	<6	9
STONINGTON	24	20	8	20
STRATFORD	180	158	111	182
SUFFIELD	44	41	23	56
THOMASTON	20	17	9	18
THOMPSON	20	20	15	28
TOLLAND	36	25	23	40
TORRINGTON	96	85	59	116
TRUMBULL	108	89	80	145
UNION				<6
VERNON	82	68	58	112
VOLUNTOWN	7	7	6	8
WALLINGFORD	135	122	82	143
WARREN	<6	<6	<6	<6
WASHINGTON	<6	<6	<6	6
WATERBURY	563	478	365	623

Town	Referred	Evaluated	Eligible	Served
WATERFORD	41	33	34	59
WATERTOWN	59	56	34	59
WEST HARTFORD	188	159	100	180
WEST HAVEN	169	141	117	225
WESTBROOK	10	10	9	14
WESTON	28	25	26	40
WESTPORT	76	72	39	70
WETHERSFIELD	56	52	39	81
WILLINGTON	14	12	12	23
WILTON	70	62	40	56
WINCHESTER	22	17	12	21
WINDHAM	110	87	85	131
WINDSOR	102	85	69	102
WINDSOR LOCKS	33	30	18	41
WOLCOTT	43	34	28	42
WOODBIDGE	14	10	6	19
WOODBURY	13	13	8	23
WOODSTOCK	27	20	14	31

**Note:** Children can be referred at birth and remain in the system until age three. Therefore, the number of eligible children and IFSP can be larger than children referred to Birth to Three in the fiscal year.



**The Birth to Three team at the OEC includes:**

Nicole Cossette, Part C Coordinator

Koleen Kerski, Professional Development

Sabrina Crowe, Professional Development / Education and Outreach

Elisabeth Teller, Family Liaison / General Supervision and Monitoring Coordinator

Jayne Smalls, Secretary

Mary Coyle, Fiscal Enhancements

Kathy Granata, Fiscal and Data Support

Amanda Kach, Part C Data Manager

Matt Mahony, IT System Developer

Ari Burger, IT System Developer

**Connecticut Birth to Three System** [www.birth23.org](http://www.birth23.org)

450 Columbus Boulevard, Suite 205 Hartford, CT 06103

**Information and Referrals** - *Child Development Infoline*

Ph. 1-800-505-7000 Multilingual/phone interpretation service fax 860-571-6853

**Central Directory**

2-1-1 (Voice/TTY)

Funding provided under Part C of the Individuals with Disabilities Education Improvement Act of 2004, through the United States Department of Education, Office of Special Education Programs and the State of Connecticut.

In compliance with the Americans with Disabilities Act (ADA), this publication is available in alternative formats. If you need assistance, please call 860-500-4410 or e-mail [CTbirth23@ct.gov](mailto:CTbirth23@ct.gov)