

State Interagency Coordinating Council

December 4, 2023 Minutes

9:00 AM – 12:00 PM

American School for the Deaf, West Hartford

Cynthia Jackson

ICC Chair/Provider

Leona Adamczyk

ICC Vice Chair

John Lamb

Dept. of Public Health

Tiffanie Allain

Parent Representative

Donna Maitland-Ward

Dept. for Children and Families

Maris Pelkey

Creative Interventions, Provider

Elaine Balsley

Reachout, Provider

Nicole Cossette

Office of Early Childhood

Senator Ceci Maher

State Senator

Shonda Easley

Parent representative

Sharon Marie

Dept. of Aging & Disabilities Services

Ginny Mahoney

Dept. of Social Services

Anne Giordano

Education Connection, Provider

Louis Tallarita

SDE-Homeless Children

Renee Kleinman

SDE-619, Pending

Julie Hall

SARAH Inc, Provider

Enrique Pabon

Early Head Start

Ann Milanese, M.D.

American Academy of Pediatrics

Representative Liz Linehan

House of Representatives

Tammy Venenga

Dept. Of Developmental Services

Mary Beth Bruder

UCEDD

Lisa Opert

Parent Representative

Robb Dunn

Parent Representative

Caitlin McNamara

Parent representative

Joshua Vaughn

Parent Representative

Shakira Wade

Parent Representative

Jennifer Dowty

Department of Insurance

Kristina Gilbertie

Rehab Associates, Provider, Pending

ICC Members Present: Donna Maitland-Ward, Julie Hall, Enrique Pabon, John Lamb, Lisa Opert, Anne Giordano, Robb Dunn, Maris Pelkey, Renee Kleinman (pending appointment), Caitlin McNamara, Bethanne Vergean (on behalf of Mary Beth Bruder), Cynthia Jackson, Elaine Balsley, Shakira Wade, Tiffanie Allain, Kristina Gilbertie (pending appointment), Nicole Cossette, Sharon Marie, Shanda Easley

ICC Members Absent: Joshua Vaughn, Ann Milanese, Ginny Mahoney, Tammy Venenga, Jennifer Dowty, Ceci Maher, Liz Linehan, Leona Adamczyk, Louis Tallarita

Meeting called to order at 9:10 AM by Cindy Jackson, ICC Chair

Introductions: Members introduced themselves.

Public Comment:

The Bureau of Education services for the Blind is going to host two trainings in the spring. One for preschool and one for Birth to Three. More information to come.

Old Business:

September 2023 minutes approved.

Updates from Committees since September 2023 meeting:

Legislative/Fiscal Committee: Elaine Balsley provided an update. She discussed questions related to PCG Rate study, but PCG will join the meeting at 10:00. She asked about the suggestion at the last ICC meeting to add a column to the annual report that included number of providers by town. Nicole Cossette, Part C Coordinator, reported that an additional column will be added before it goes out to the Governor and legislators.

Education and Outreach Committee: Lisa Opert provided an update. She reported that the committee had not met since September's meeting. The focus of the last committee meeting was the concerns about 211 Birth to Three referrals; regarding wait times families were having when calling 211 to make referrals, as well as the possibility that some referrals were not getting to programs.

System Support/Personnel Development Committee: Anne Giordano provided the update. She reported that the committee had not met since the September meeting.

New Business:

CPAC Family Connections Update: Adriana Fontaine reported that Family Connections received 62 referrals and 51 families accepted parent mentors. Parent Mentors consulted with other families on transition from B23 to Preschool, IFSP, eligibility, and SPARKLER. CPAC attended outreach events and supported Benchmark and Sarah, Inc.-KIDSTEPS with transition. CPAC held 6 events for professionals. Adriana discussed CPAC's support group; families can register through their Facebook page and newsletter and the information is going to be added to the blog.

Dates for 2024 ICC Meetings

February 5th

April 1st – Family Focus Meeting

June 3rd

October 7th

December 2nd.

All meetings will be held at the American School for the Deaf (ASD) in West Hartford, CT from 9:00AM to 12:00 PM.

Child Development 211 (211CD) Advisory Committee: Nicole provided an update on 211CD. She reported that she had requested data from 211 last week due to providers reporting that they are seeing a decrease in referrals. Lead Agency has not received the data back. Next steps will be Rebecca and Nicole to meeting to discuss next steps for 211. Followed by meeting with Elisabeth/Sophia to discuss monitoring. Nicole reported that she has escalated the issue with senior leadership within the OEC. 211 Advisory Committee will review procedures and give input for the referral process. Nicole reported the timeline for the committee and reported it would be similar to Mission/Vision statement; meeting at least monthly or possible bi-monthly to start. Secondary to reviewing procedures, the committee can discuss what data should be in RAIN to help streamline the process in the future. Nicole reported that meetings with the Committee would be in early January. Council members or providers were encouraged to email Cindy or Nicole/Rebecca if interested. Nicole requested that, if interested, please contact her in a week or two so a doodle poll can be sent out.

Cost Report/Personnel/Time Study: Zane Wyrick, Senior Consultant at PCG joined remotely and provided an update on the rate study. He reviewed the timeline of the rate study, and he stated that the final report will be released mid-January. He also discussed what can be expected including a professional and paraprofessional rate, and a potential for a tiered rate structure proposal.

Lead Agency Report: Nicole Cossette, Part C Coordinator, reviewed the Lead Agency Report. See below. Nicole stated that the next annual performance report is due January 1st. Indicator 4 (family outcomes) is still pending and has been moved to later in the year. Waiting for data from our vendor which should be provided next week. Will be posting for public comment within the next week. Nicole also asked for volunteers to review the report which will also be posted on the website. She also reported that public reporting tables will be added to the website. Nicole stated that Indicators 1, 7, and 7c will be going out to programs for verification of non-compliance. Programs will need to verify and show corrections if needed. Nicole reported that we are spending down ARPA and do not have to return any to OSEP.

Nicole reported that B23 did receive a COLA and the lead agency is working out the methodology to get it out to programs. Once that is determined, there will be another amended contract; it is likely that the reimbursement will be provided to programs as a one-time payment. She also reported that there will be a new line added on the January invoice for the COLA. Once Nicole has approval she will share with ICC and Providers.

Nicole updated on Easterseals. The program was officially closed September 30, 2023, due to the company canceling their contract with the OEC.

Nicole updated the ICC on the Federal Part C Application. She reported that the lead agency does not have the federal contract yet, therefore, it is not yet known what the federal allocation will be. She reported that the Part C application is always based on the year prior and the lead agency is building off FFY223. The current timeline: Draft on February 26, review application. Will go to public comment March 25, April 9 and April 23 public hearings. Comments are due by April 24, and the lead agency will submit April 26. This could all change based on when the application is due.

Nicole shared that Mary is predicting a \$324,000 deficit. She is waiting to see what happens over the next few months. If needed, Nicole and Mary will meet with the commissioner to discuss possibly moving funds within the OEC budget.

Cindy asked about the status of the ICC Video and where it is in the timeline. Members of the Video Committee met with O'Donnell Group to discuss what they were looking for. Nicole shared that funds need to be added to O'Donnell and a PC1 needs to be completed. Cindy shared with parents to let her, or Nicole, know if they are interested in sharing their story about their participation on the ICC for the video.

Committee Report Out

Legislative/Fiscal:

Chairs: Elaine Balsley, Julie Hall, and Shanda Easley

Elaine shared the committee's concerns of receiving the rate study information in early January as it is a short legislative session. She questioned whether the information should or could be included within the annual data report. The committee discussed the rate and a tiered rate proposal related to level of training rather than by discipline.

System Support/Professional Development:

Chairs: Anne Giordano and Robb Dunn

Anne shared that the committee discussed the importance of the rate study. They welcomed Jenna Tenore to the committee, who is the new director at Sarah, Inc. KIDSTEPS. They discussed how the Professional Development Grants is for staff enhancement and not just for retention. Discussed ideas for possible trainings on methods people are using including Project Play and MEISR.

Communication/Education & Outreach:

Chairs: Lisa Opert and Maris Pelkey

Lisa shared that they discussed a family handout for referrals, including timelines, who to contact if there is an issue, and QR code for list of programs by town. There was discussion about the ICC video for the B23 website, and parents expressed interest in being in the video. Discussion also included possible interview questions and where the video will take place, including the natural environment if possible. She shared that the committee also discussed their previous idea of having a family meet up at Camp Harkness but it was suggested to do a meet up at the Children's Museum in Niantic. It was further discussed that the museum in Niantic is part of the state's network of children Museum which consists of 5 different museums across the state, Niantic, Manchester, West Hartford, Newtown, and Norwalk. She shared that they also discussed bringing back playgroups.

Meeting ended 12:00 PM

Next Meeting

Date:	Monday, February 5, 2023
Time:	9:00 AM to 12:00 PM
Location:	American School for the Deaf, West Hartford



State Systemic Improvement Plan (SSIP)

*Parents will be able to describe their child's abilities and challenges more effectively.
as a result of their participation in Early Intervention.*

FFY20-25 SPP / APR SSIP

- The next Annual Performance Report (APR) and State Systemic Improvement Plan (SSIP) are due in early February 2024 the Lead Agency has prepared the draft of the next report. Any volunteers to read through the report?
- **Note:** Indicator 4 is pending analysis; we will update the indicator once this is completed.
 - Please review this report by January 27, 2024, and send any feedback to Amanda Kach at Amanda.Kach@ct.gov.
 - The Public Reporting Tables will be posted to the Birth to Three website in January.
 - Letters of non-compliance will be sent to any program who is non-compliant in the next few weeks. This will include non-compliance on either Indicator 1: Timely Provision of Services, Indicator 7: 45-day Timeline, or Indicator 8C: Early Childhood Transition.

Fiscal Enhancements

- **Rate Study Update:** PCG has been working with programs on the time study and cost analysis. The OEC will continue to meet with PCG for updates.
- In September, the OEC sent out a total of \$832,397.77 to programs in stabilization payments! The September payment was the final stabilization payment sent to programs.
- **ARPA Update:** The Lead Agency has obligated all the federal ARPA funds and is working on spending down those initiatives. Initiatives that were held thanks to the monies included updated BDI Kits to the field, a rate study, national training, a 30th celebratory PD Day, mentor coaching reimbursements, Circle of Security training, and much more. Thank you for all your partnership regarding obligating and to programs for their collaboration with additional work.
- The Birth to Three system received a Cost-of-Living Adjustment (COLA). Contracts will be amended soon, and these payments will be distributed to direct service contracted providers.
- Easterseals has officially closed as of September 30, 2023. We are thankful for the years of work the program has contributed to the Birth to Three system and are saddened about the closure.
- Please see the attached notes regarding the Part C Federal Application. The draft application will be shared with ICC Members in February 2024.

Education Outreach

- Welcome, Rebecca Smith! At the beginning of October, she began in the position of Education Outreach at the Office of Early Childhood in the Birth to Three division, which includes Child Find and Public Awareness responsibilities and Interagency Coordinating Council (ICC) staff support. Sabrina Crowe will continue to support Rebecca during this transition.
- Website updates continue. The Lead Agency is working with Linchpin on additional website functions and organization.
- **211 Pilot/Update:** The Lead Agency continues implementation of the 211 pilot for family referrals. Program directors have noted a decrease in referrals over the last few weeks that the Lead Agency; see the attached data below.
- There have been several presentations to the following agencies about what Birth to Three is:

- Presentations for Recovery Navigators
- CT Librarians.
- Additionally, vendors table at City of Hartford Early Learning Division's Trauma Informed Professional Development Day and Home Visiting Conference have been hosted.
- The Lead Agency met with the Education Director for Mohegan Tribe to discuss partnerships for child find initiatives. The Lead Agency has sent over information about Birth to Three to be sent out to new parents. Additionally, there have been conversations about joining tabling events for new parents to distribute outreach materials.

Leadership Grant

- Cohort 3 participants are meeting in person regularly. They are focused on leadership development and coursework. Previous cohorts are mentoring current cohort participants.
- This project does have a Large Available Balance (LAB) and is roughly a year behind. The majority of this is due to the project's first year being delayed due to the pandemic and bringing on the first cohort late. With this, the Lead Agency is working with UCONN to extend the Memorandum of Agreement (MOA) if a no-cost extension is approved next year. This will be sought out sometime in August 2024.

Personnel Development Grant

- The Lead Agency was asked to present the PD grant with OSEP and another state at the Division of Early Childhood Conference in November on this work.
- The work as part of the grant will continue until the close of the calendar year, with Dr. Keilty related to preservice alignment to EIS (ITFS). We have submitted manuals to IHEs and are looking at this alignment.
- The final Annual Performance Report (APR) will be submitted in January 2024. This report is due April 1, 2024.
- Once the grant closes, the work with Dr. Keilty will continue with the support of our Part C allocation. Next steps will be to create an aptitude tool for Part C interest during undergrad and even in high school.

Personnel Development

- A new tentatively proposed student placement reimbursement scale was designed incorporating feedback from programs that participated this previous year to reflect the time commitment and need in the field.
- Programs were surveyed to determine who would like to be on the list to share with contacts related to student placement, and programs responded affirmatively.
- The list has been shared once with a local university intending to look for SLP placements in January 2024.

General Supervision

- Welcome, Sophia Lampe! Sophia will be working with Elisabeth on all things monitoring. We are incredibly excited to add to this portion of the division as it will allow for additional Technical Assistance to programs.
- Procedure Solutions Management is working on submitting all procedures back to the lead agency for review. There will be training on the new format and opportunities for commenting on the revised procedure. The wording of the procedures is only changing for clarification.
- Once the procedures are finalized, Procedure Solutions will begin revising the central intake procedure.

- The System of Payment (SoP) is being revised and combined into the parent rights brochure.
- One program was monitored based on a formal written complaint and subsequent data runs. Findings of non-compliance were found. The program is working on a corrective action plan.

Other Topics:

- Annual Data report is finalized! See the attached report.

Data

The enrollment and fiscal data requested by the ICC on a regular basis is attached.

Part C Grant Application:

Draft and notice online by	2/26/2024
30 days public comment	3/25/2024
Public Hearing Number One:	4/9/2023
Public Hearing Number Two:	4/23/2024
Comments due	4/24/2024
Part C Application – Submission	4/26/2024
App Due	5/1/2024

Period of Availability				
Federal Fiscal Year	Forward Funding Period	Grant Award Period	Tydings Period	Liquidation Period
FFY2023	7/1/23-9/30/23	10/1/23-9/30/24	10/1/24-9/3-/25	10/1/25-1/28/26
FFY2024	7/1/24-9/30/24	10/1/24-9/30/25	10/1/25-9/3-/26	10/1/26-1/28/27
FFY2025	7/1/25-9/30/25	10/1/25-9/30/26	10/1/26-9/3-/27	10/1/27-1/28/28

FFY	Total Allocation	Federal Allocation	Over 3
FFY20	\$4,136,154.00	\$4,136,154.00	\$-
FFY21	\$4,169,266.00	\$4,169,266.00	\$-
FFY22	\$4,317,594.00	\$3,517,594.00	\$800,000.00
FFY23	\$5,735,332.21	\$4,707,837.00	\$1,027,495.21
FFY24	Not Announced		

OEC Birth to Three System Direct Service Expenditures¹

Invoice	Jun-23	Jul-23	Aug-23	Sep-23	Oct-23	Nov-23	Dec-23	Jan-24	Feb-24	Mar-24	Apr-24	May-24
Paid in	Jul-23	Aug-23	Sep-23	Oct-23	Nov-23	Dec-23	Jan-24	Feb-24	Mar-24	Apr-24	May-24	Jun-24
Escrow	1,902,012	1,323,962	1,914,506	1,801,177								
GAP	1,098,000	1,105,400	1,151,000	1,038,800								
Interpretation	19,065	34,478	36,562	21,088								
ATech + Other	45,733	54	28,317	5,806								
Total	3,064,810	2,463,894	3,130,385	2,866,871								

Commercial Insurance Payments²

	Jul-23	Aug-23	Sep-23	Oct-23	Nov-23	Dec-23	Jan-24	Feb-24	Mar-24	Apr-24	May-24	Jun-24
Claims Paid	343,848	358,554	334,584	354,534								
Amount Billed	1,489,089	1,454,610	1,302,414	1,315,290								
%Paid/Billed	23%	25%	26%	27%								
Billing Fees	-	20,902	52,920	29,146								

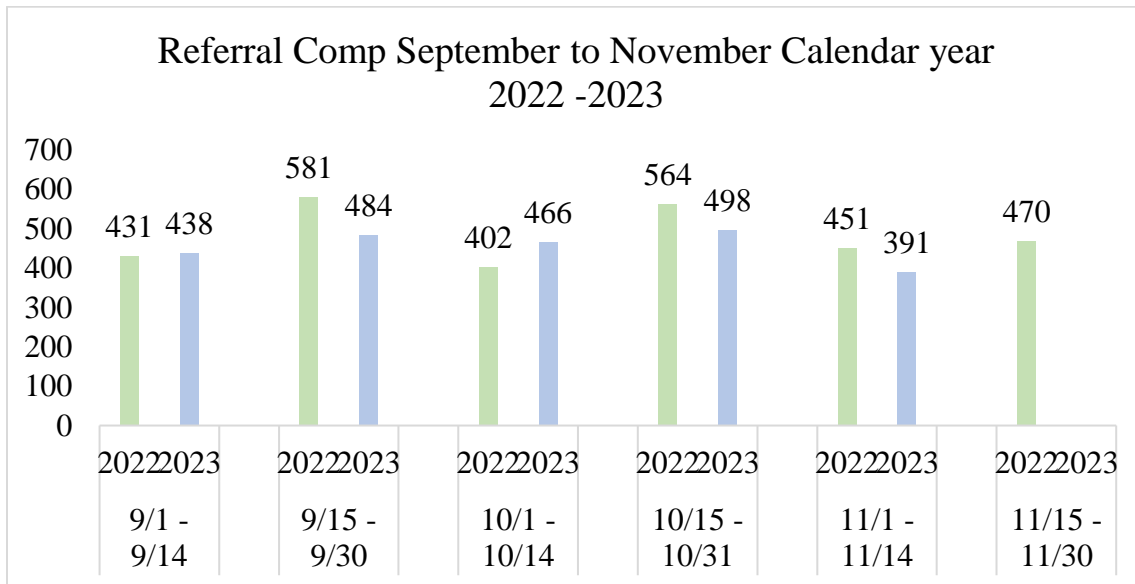
Birth to Three Funding:	
State Appropriation	32,952,407
Part B Evaluations	630,000
Part C for Direct Services	1,839,988
SID 29685/87 Billling Fees	110,223
Total Funding	35,532,618
Surplus (Deficit)	(324,711)

Direct Service Hours (Units were used prior to 11/1/17)						
FY	19 Act.	20 Act.	21 Act.	22 Act.	23 Act.	24 Est.
Jun	36,792	39,459	33,683	34,276	39,605	43,921
Jul	36,942	42,673	34,273	32,815	36,033	39,425
Aug	38,265	41,179	30,114	33,879	40,831	44,786
Sept	35,742	42,384	31,226	33,868	38,246	39,281
Oct	41,640	44,791	31,724	34,088	38,367	40,976
Nov	37,810	38,150	29,208	33,941	38,327	40,933
Dec	33,032	49,433	30,734	30,902	35,619	38,041
Jan	41,645	42,772	30,865	33,140	41,201	44,003
Feb	37,283	41,300	30,888	35,092	34,875	37,246
Mar	40,631	32,283	35,848	41,678	46,094	49,228
Apr	42,542	33,630	31,892	36,031	39,656	42,353
May	44,478	32,416	31,720	37,926	45,356	48,440
Total	466,801	480,470	382,171	417,634	474,209	508,633
% Chg	344.34%	2.93%	-20.46%	9.28%	13.55%	7.26%

Actual
Estimated

- 1) Based on Budget Tracking system as of November 2023
- 2) Based on data from PCG using date paid not date of service
Values in grey are being double checked with PCG.
- 3) Based on monthly estimates by the OEC including a list of assumptions and data that change frequently
- 4) Based on reconciled invoices (actual) and estimates using a list of assumptions using available information

		Total Referrals	Monthly Totals
2022	9/1 - 9/14	431	1012
	9/15 - 9/30	581	
	10/1 - 10/14	402	966
	10/15 - 20/31	564	
	11/1 - 11/14	451	921
	11/15 - 11/30	470	
2023	9/1 - 9/14	438	922
	9/15 - 9/30	484	
	10/1 - 10/14	466	964
	10/15 - 20/31	498	
	11/1 - 11/14	391	
	11/15 - 11/30		



Connecticut Office of Early Childhood Birth to Three System Monthly Enrollment Data

	Nov	Dec	Jan	Feb	Mar	April	May	June	July	Aug	Sept	Oct
Calls to 211CDI	1106	1045	1223	1109	1404	1239	1336	1118	964	1405	1139	1421
Percent compared to CY2019 average (1113)	99%	94%	110%	100%	126%	111%	120%	100%	87%	126%	102%	128%
<i>Families declining the referral to B23¹</i>	185	168	218	221	248	248	265	265	202	156	76	39
Percent compared to CY2019 average (199)	93%	84%	110%	111%	125%	125%	133%	133%	102%	78%	38%	20%
Percent of calls to 211CD (CY2019 average was 17%)	17%	16%	18%	20%	18%	20%	20%	24%	21%	11%	7%	3%
Referrals to Birth to Three	921	877	1005	887	1156	990	1071	852	761	1198	922	964
Percent compared to CY2019 average (913)	101%	96%	110%	97%	127%	108%	117%	93%	83%	131%	101%	106%
<i>Families declining eligibility evaluations²</i>	67	66	80	52	70	68	78	62	64	90	95	65
Percent compared to CY2019 average (67)	100%	99%	119%	78%	104%	101%	116%	93%	96%	134%	142%	97%
Percent of B23 referrals (CY2019 average was 7%)	7%	8%	8%	6%	6%	7%	7%	7%	8%	8%	10%	7%
Initial Eligibility Determinations	924	834	948	841	1024	866	984	968	729	933	889	947
Percent compared to CY2019 average (843)	108%	98%	111%	98%	120%	101%	115%	113%	85%	109%	104%	111%
Determined to be Eligible	613	565	657	571	678	566	664	647	504	646	586	656
Percent compared to CY2019 average (570)	108%	99%	115%	100%	119%	99%	116%	114%	88%	113%	103%	115%
Percent Eligible	66%	68%	69%	68%	66%	65%	67%	67%	69%	69%	66%	69%
Percent compared to CY2019 average (68%)	-2%	0%	1%	0%	-2%	-3%	-1%	-1%	1%	1%	-2%	1%
<i>Families leaving Part C in the month before an initial IFSP meeting³</i>	27	30	30	31	23	20	33	29	17	25	18	19
Percent compared to CY2019 average (55)	49%	55%	55%	56%	42%	36%	60%	53%	31%	45%	33%	35%
Percent of B23 those eligible (CY2019 average was 10%)	4%	5%	5%	5%	3%	4%	5%	4%	3%	4%	3%	3%
Initial IFSP meeting held during the month	580	574	603	563	658	523	656	630	487	588	580	622
Percent compared to CY2019 average (516)	112%	111%	117%	109%	128%	101%	127%	122%	94%	114%	112%	121%
<i>Families leaving Part C after the initial IFSP meeting but before EITS³</i>	12	9	9	9	7	13	5	7	11	7	8	9
Percent compared to CY2019 average (15)	80%	60%	60%	60%	47%	87%	33%	47%	73%	47%	53%	60%
Percent of all Exits	2%	2%	1%	2%	1%	3%	1%	2%	3%	1%	1%	2%
Eligible children who received an EITS in the month	6418	6336	6555	6506	6798	6715	6937	7067	7007	7324	1	6699
Percent compared to CY2019 average (5177)	124%	122%	127%	126%	131%	130%	134%	137%	135%	141%	0%	129%
Average hours per child per month	5.1	4.8	5.3	4.8	5.8	5.1	5.6	5.3	4.8	5.2	5.0	5.5
Percent compared to CY2019 average (7.3)	70%	66%	73%	66%	79%	70%	77%	73%	66%	71%	68%	75%
Eligible children with an ASD diagnosis who received an EITS in the month	664	654	673	675	723	722	751	819	855	945	758	738
Percent compared to CY2019 average (676)	98%	97%	100%	100%	107%	107%	111%	121%	126%	140%	112%	109%
Average hours per child per month	10.6	9.7	11.0	9.9	11.5	10.1	11.1	10.3	9.4	10.1	10.1	11.6
Percent compared to CY2019 average (24.9)	43%	39%	44%	40%	46%	41%	45%	41%	38%	41%	41%	47%
Eligible children without an ASD diagnosis who received an EITS in the month	5781	5703	5920	5867	6128	6033	6230	6298	6202	6426	5908	5999
Percent compared to CY2019 average (4529)	128%	126%	131%	130%	135%	133%	138%	139%	137%	142%	130%	132%
Average hours per child per month	4.5	4.2	4.7	4.2	5.1	4.4	49.0	4.6	4.1	4.5	4.2	4.6

Connecticut Office of Early Childhood Birth to Three System Monthly Enrollment Data

	Nov	Dec	Jan	Feb	Mar	April	May	June	July	Aug	Sept	Oct
Percent compared to CY2019 average (4.7)	96%	89%	100%	89%	109%	94%	1043%	98%	87%	96%	89%	98%
Children in families who exited before age 3³	180	176	217	180	196	148	196	259	193	221	200	187
Percent compared to CY2019 average (224)	80%	79%	97%	80%	88%	66%	88%	116%	86%	99%	89%	83%
Children in families who exited at age 3⁴	356	388	399	339	382	352	200	167	163	990	579	364
Percent compared to CY2019 average (322)	111%	120%	124%	105%	119%	109%	62%	52%	51%	307%	180%	113%
Children in Families who exited at age 3 as eligible for Part B	233	267	257	232	268	239	94	65	72	862	428	241
Percent compared to CY2019 average (225)	104%	119%	114%	103%	119%	106%	42%	29%	32%	383%	190%	107%

*data as of 11/20/23**

All counts are counts of cases and include may include referrals within 45 days of age 3.

1) includes parent declined, referred to LEA, DCF no concerns and unable to contact

2) includes parent declined, moved out of CT, deceased and unable to contact

3) EITS stands for Early Intervention "Treatment" Services vs EIS (also evaluations, assessments, and IFSP meetings)

3) includes parent withdrew, moved out of CT, deceased and unable to contact

4) includes eligible for Part B, not eligible, and eligibility not determined/LEA not included



Connecticut Birth to Three Annual Data Report

SFY23 (July 1, 2022 – June 30, 2023)

Acknowledgments

The Birth to Three System would like to thank the following individuals for their contributions. Without their efforts, this guideline would not have been possible.

Connecticut's lead agency for the Birth to Three System is:



Commissioner Beth Bye

Deputy Commissioner Elena Trueworthy

SFY23 Interagency Coordinating Council (ICC) Members Include:

Chair: Cindy Jackson

Co-Chair: Leona Adamczyk

Elaine Balsley

Anne Giordano

Ginny Mahoney

Sharon Marie

Mary Beth Bruder, Ph.D.

Jennifer Dowty

Dr. Ann Milanese

Nicole Cossette

Enrique Pabon

Myra Watnick

Tiffanie Allain

Rep. Liz Linehan

Sen. Ceci Maher

Shanda Easley

John Lamb

Tammy Venenga

Donna Maitland-Ward

Louis Tallarita

Lisa Opert

Robb Dunn

Lauren Black

Maris Pelkey

Renee Kleinman

Julie Hall

Birth to Three System Supports

The following programs have been contracted providers of the Birth to Three system during State Fiscal Year 23 (SFY23). The number of children listed below are those with Individual Family Service Plans (IFSPs) during the 22/23 Fiscal Year and the number of towns served by each as of 6/30/23.

Program	Children	Number of Towns
Abilis	340	2
American School for the Deaf	88	<i>Statewide</i>
Beacon Services of CT	1548	82
Benchmark Infant and Toddler Services	1778	42
Building Bridges, LLC	822	23
Cheshire Public Schools - Darcey School	104	3
Children's Therapy Services	464	18
Creative Interventions	1083	62
CREC Birth to Three	337	11
CREC Soundbridge	27	<i>Statewide</i>
EASTCONN Birth to Three	340	21
Easterseal Birth to Three	122	5
EdAdvance Birth to Three	758	39
HARC - Steppingstones	517	16
Mentor South Bay	580	19
Project Interact, Inc.	188	9
Reachout, Inc.	267	3
Rehabilitation Associates of Connecticut, Inc.	2505	48
SARAH, Inc. - KIDSTEPS	1417	50
TheraCare	525	6

Connecticut's Birth to Three system remains dedicated to the optimal development of infants and toddlers. Early identification and supporting families who have children with a diagnosis that has a high likelihood of developmental delay or children who have a significant developmental delay in one area or a moderate delay in two of the five areas of development is one of the most critical priorities. The chart below shows the percentage of children with IFSPs in Connecticut on 12/1/23 compared to the national average of all children ages 0-3.

<i>Year</i>	<i>Census 0-3</i>	<i>Eligible Children 0-3</i>	<i>Percent of Census</i>	<i>Trend</i>
12/1/2015	110,667	4726	4.30%	–
12/1/2016	110,100	4804	4.40%	↑
12/1/2017	108,539	4944	4.60%	↑
12/1/2018	107,782	5830	5.40%	↑
12/1/2019	107,782	5320	4.60%	↓
12/1/2020	106,513	5079	4.80%	↑
12/1/2021	103,827	6034	4.81%	↑
12/1/2022		5278		

Census Data for 2022 will be updated once available

Where is the support provided?

Each contracted provider who supports families throughout the State of Connecticut employs dedicated professionals who provide Early Intervention in the home or community setting where children without disabilities typically participate. In SFY23, 99% of children received services and support in their home or community setting. Natural environments, such as the home or community are where children learn, live, play, and participate in everyday activities. Research indicates that when children participate in naturally occurring learning opportunities, that are part of everyday routines, will increase the child and family outcomes. Evidence-based practices include providing supports and services by a primary provider based on the family's priority and child's needs, coaching the family to build their capacity to enhance their child's development and to provide those supports during activities and routines within the child's typical day in their natural environment.

Legislative Changes

Fiscal Enhancements

During the 2023 legislative session, the Birth to Three system was awarded an increase in state funding to continue a 200-dollar General Administrative Payment (GAP) Payment. This payment is a reimbursement to providers when a child is supported for less than 9 hours per month, as written on their Individualized Family Service Plan (IFSP), and one service is delivered in that month. This payment stabilizes providers in a fee-for-service payment structure. Historically, this payment was 100 dollars; during the pandemic, it increased to 200. Having this payment be 200 dollars in perpetuity has helped the system and providers continue to support families through high-quality, evidence-based practices.

Additionally, the system became increasingly equitable regarding fiscal enhancements, including reimbursement for Spanish interpretation. Reimbursement to programs for Spanish interpretation allows for equity in supporting families as programs can universally provide interpretation to families. Before this reimbursement, the program was responsible for paying for Spanish interpretation, which placed a significant financial burden on the system's providers. The reimbursement eliminates that burden.

Due to the current reimbursement rate, the system still experiences a significant financial burden. Currently, Public Consulting Group (PCG) is working to analyze the rate through a rate study and cost analysis. After this study, PCG will recommend a rate encompassing the cost of Early Intervention in the state. In the upcoming legislative session, the ICC will work to determine the next steps based on the recommendations.

Equity Impacts:

During 2022, the ICC convened an equity subgroup that pointed out the following suggestions: updating the mission and vision, monitoring data such as what is on the IFSP versus what is delivered and translating documents into the top ten languages for families to promote equity across systems. With this, the system has updated and translated forms and will continue to do so over the next fiscal year. The equity subgroup suggested an increase in awareness of the Birth to Three system, which includes informing pediatricians, utilizing SPARKLER more, and cross collaborations between childcare centers and other community programs such as MEICH-V programs. The upcoming fiscal year will address these areas of opportunity.

During the last SFY, with these suggestions, action immediately occurred with a subgroup to work on updating the mission statement and creating a vision statement. These statements were informed by families, providers, community

partners, and the Office of Early Childhood staff. The mission statement has been translated into the top ten languages with availability to translate quickly if the need arises. The updated mission and vision statements are below.

<p>Birth to Three Mission: Through the partnership with families, Connecticut’s Birth to Three system is committed to supporting infants and toddlers with delays and disabilities to develop and grow through everyday routines. The system provides equitable access to all families and connections to resources within the community.</p> <p>Birth to Three Vision: Through equal opportunities and access to equitable services, families are empowered to further support their child’s developmental skills, health related needs, and advocate for their child and family.</p>	<p>Misión de Birth to Three: Mediante la asociación con las familias, el sistema de Birth to Three (Programa para el desarrollo de los niños desde el nacimiento hasta los tres años) de Connecticut se compromete a apoyar a los bebés y niños pequeños con retrasos y discapacidades para que se desarrollen y crezcan en las rutinas diarias. El sistema proporciona acceso equitativo a todas las familias y conexiones a los recursos de la comunidad.</p> <p>Visión de Birth to Three: Mediante la igualdad de oportunidades y el acceso a servicios equitativos, se empodera a las familias para que apoyen más las habilidades de desarrollo y las necesidades relacionadas con la salud de sus hijos, y para que defiendan a sus hijos y a su familia.</p>
--	---

Birth to Three System Updates

Family Survey Updates

Another initiative the Birth to Three system worked on this year included updating the yearly family survey. Dr. Bonnie Keilty assisted the state with updating the survey and aligning questions with current practices, allowing the state to measure family outcomes more effectively. Additional questions were included to capture equity throughout the system. The last time this survey was updated was over ten years ago! Over time, research and evidence-based practices change. With this, the logic models and some of Connecticut’s initiatives have changed. This review and update aligned Connecticut questions with current practices and initiatives.

Further, with the updates, the Birth to Three staff sent the draft surveys to the Parent Cabinet for feedback. The Parent Cabinet had valuable input on the questions and resulted in changes implemented in the family survey. Additionally, the survey was translated into the top ten languages spoken in the Birth to Three system with a plan to translate the survey quickly for any family needing it. This will allow for further equity in family voices being heard

as part of the Birth to Three system, as historically, the survey had only been translated into English and Spanish. This last data collection collected data using four translated surveys!


The state is currently participating in a national technical assistance cohort offered to states making improvements on their family survey, focusing on equity. This cohort will enable the Connecticut system to evaluate the data from the family survey with an equity lens. The goal of the participation in the cohort is to evaluate the collection methodology and determine if the state should change the survey collection methods. Additionally, the state will be updating family survey handouts, data analysis, and videos as a result of the participation. The cohort comprises different states, technical assistance providers, and families. The OEC Parent Cabinet has been engaged in this work and has been reviewing all updated family handouts for the family survey. Members of the Parent Cabinet joined OEC staff in an in-person meeting to discuss the work with the OEC and other states who are part of the cohort. The trip was invaluable and bridged the initiatives throughout the agency and allowed for stronger collaboration between the ICC and Parent Cabinet.

Quality Practices Self-Assessment (QPSA)

For the last four years, the Connecticut Birth to Three System has sent out a questionnaire to interventionists to rate their fidelity to practices involving families, natural learning environments, coaching as a style of interaction, teaming, and disposition knowledge and values. In the summer of 2022, 666 practitioners completed the self-assessment representing each discipline working in Connecticut's Birth to Three System. Results continue to indicate that those who have completed the training provided by Rush and Shelden and received coaching rated themselves across the practices at a much higher rate than those who did not go through the training.

Below are charts that outline the trainings staff who took the QPSA participated in.

Example of how to read this chart

 Interpretation using the number 4 located in the blue circle above – 4 individuals who self-identified on the QPSA as an SLP attended 7 different trainings.

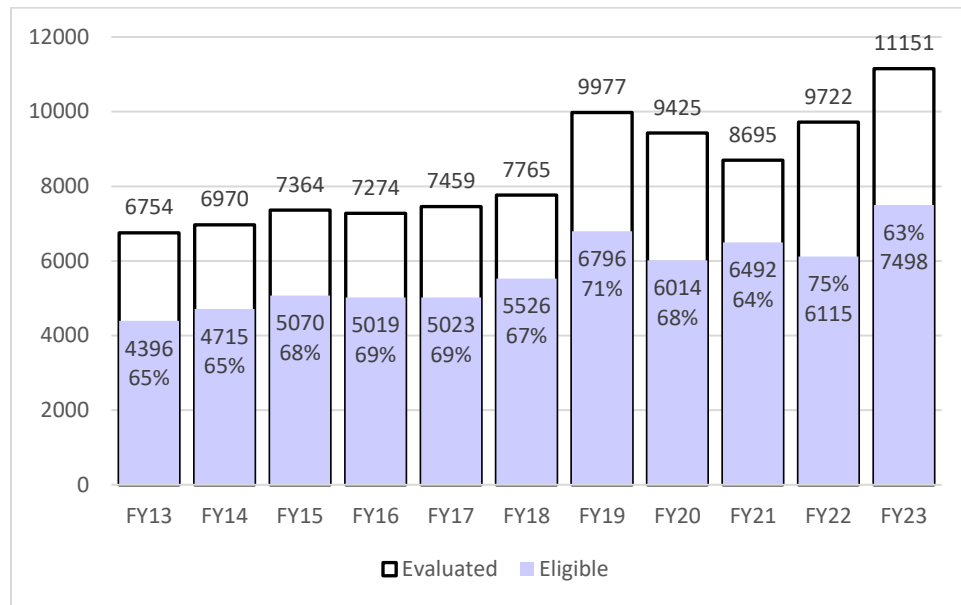
Number of Total Trainings Attended by Discipline		Count of Trainings Attended							
		1	2	3	4	5	6	7	8
Disciplines	Administration (no direct family contact)		1						
	Audiologist	2		1					
	BCABA				1				
	COTA			2	1		1		
	Developmental Therapy Assistant Para	11	14	14	11	6			
	Developmental Therapy Specialist	4	3	9	6	12	6	6	2
	LBA/BCBA	8	19	17	6	8	1	1	
	Nutritionist	2							
	OT	28	16	20	11	11	10	5	
	Other	5	2	2	2	2			
	Psychologist	1				1			
	PT	4	13	14	11	9	5	3	1
	PTA			1	1				
	SLP	20	35	36	25	31	7	4	
	Social Worker/Counselor	3	1	5	4	8	3		
	Teacher/Developmental Therapist Professional	6	27	30	28	26	10	4	

Individual Trainings Attendance by Discipline		Initial 0-3 Certificate	Natural Learning Environment	Master Coach Training and TA	Rush and Shelden	TA to Rush and Shelden	Service Coord.	Reflect. Sup.	EISC/ UConn
Disciplines	Administration (no direct family contact)	1	1						
	Audiologist	2	1		1		1		
	BCABA	1	1		1		1		
	COTA	4	4		2		4	1	1
	DTAP	39	43	3	17	9	36	2	1
	DTS	35	37	11	33	20	41	7	31
	LBA/BCBA	40	47	6	20	10	44	5	2
	Nutritionist								
	OT	67	72	13	42	26	72	7	8
	Other	8	9		4	2	9		1
	Psychologist	2	1		1		1		1
	PT	39	47	12	34	23	53	5	7
	PTA	2	2		1		2		
	SLP	118	113	10	82	49	129	10	8
	Social Worker/ Counselor	16	21	4	15	9	21	5	2
	Teacher/DTP	76	108	20	74	51	117	16	18
	Totals	450	507	79	327	199	531	58	80

Training Names Expanded: Online Modules - Initial 0-3 Certificate, Natural Learning Environment, Master Coach Training and TA, 6 Month Rush and Shelden - 2 Day Training, Follow-Up Technical Assistance to Rush and Shelden, Service Coordination In-Person Training, Reflective Supervision Training, Early Interventionist Specialist Course/UConn

Birth to Three Eligibility

In SFY23, eligibility evaluations were completed for children, and the families of were determined eligible for Birth to Three support. Over the last ten years, evaluation and eligible children have increased.



Diagnosed Conditions

The families of children were eligible for Birth to Three support based on a diagnosis. The five ten diagnoses are:

14% Prematurity

13% Autism

12% Brain and spinal cord injuries and malformations

9% Deafness/Hard of Hearing

7% Speech Sound Disorders/Childhood Apraxia

Languages Spoken

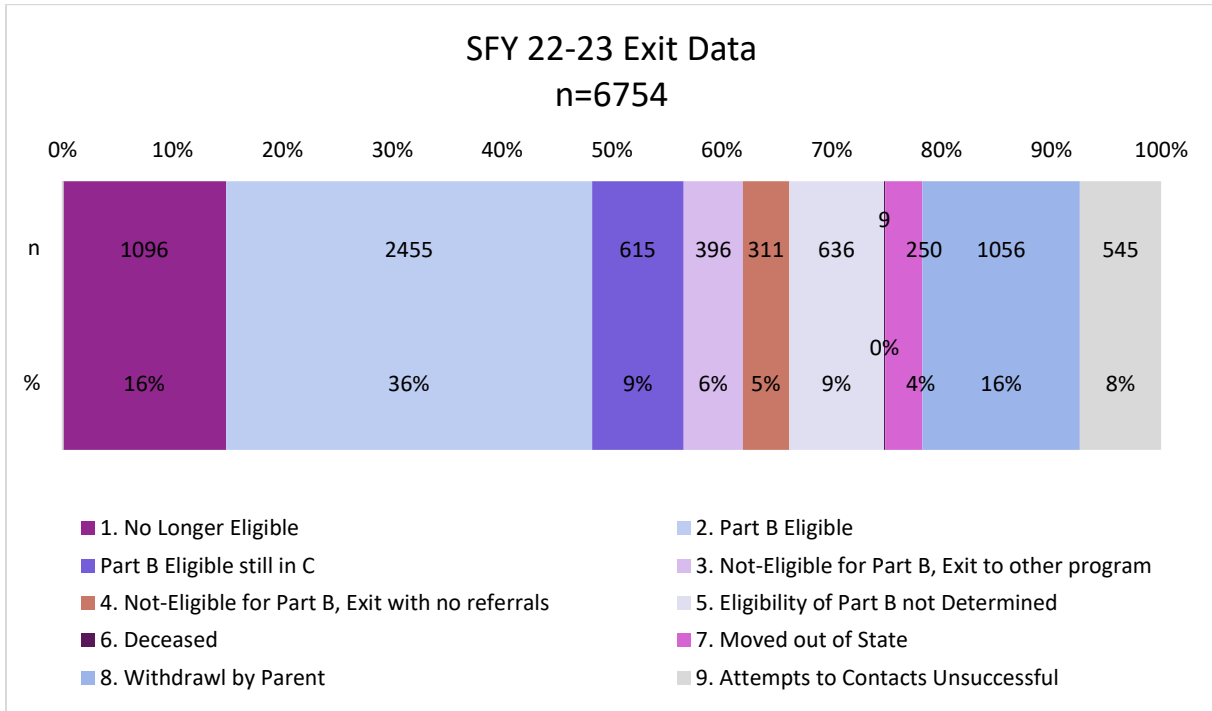
Connecticut remains committed to supporting families in their native language by using staff who speak the native language and interrupters. In SFY23, the system supported families who spoke 41 different languages. Below are the top ten languages spoken in the household in SFY23.

Language in Home	Count of Children
English	9190
Spanish	1866
Portuguese	170
Creole	64
Arabic	46
Urdu	40
Albanian	31
Mandarin	31
Bengali	31
Hindi	24

Exit Data

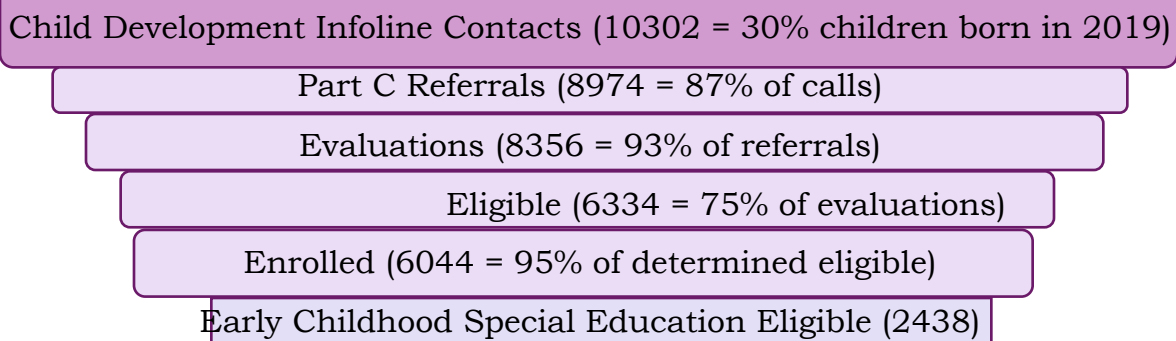
During SFY23 6754 Children Exited Birth to Three

**ECSE – Early Childhood Special Education*



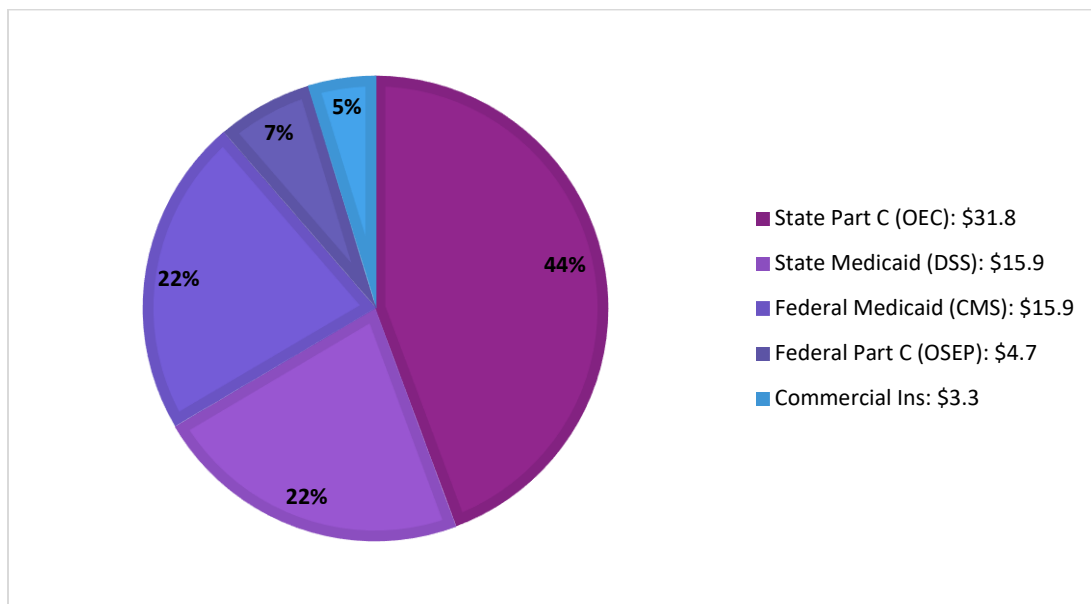
Birth Cohort Data

Birth cohort data looks at data for all children born during a given calendar year. It provides insight into how early intervention touches the lives of 13% of the families in Connecticut. This report reflects the 2019 birth cohort, or all children born between 1/1/19 and 12/31/19 who turned three in the calendar year 2022.



Fiscal Data

FY23 Actuals 71.9



Town-by-Town Data

A town-by-town breakdown of children who received support throughout SFY23 can be found below. Suppressed data provided for towns with five or fewer children to protect confidentiality.

Town	Referred	Evaluated	Eligible	Served
ANDOVER	7	7	7	9
ANSONIA	90	69	62	102
ASHFORD	8	<6	6	12
AVON	43	35	29	57
BARKHAMSTED	7	6	<6	6
BEACON FALLS	17	17	11	24
BERLIN	48	44	32	54
BETHANY	17	17	10	16
BETHEL	77	67	49	84
BETHLEHEM	<6	<6	<6	<6
BLOOMFIELD	53	46	41	81
BOLTON	21	18	15	17
BOZRAH	6	<6	<6	7
BRANFORD	53	44	29	55
BRIDGEPORT	710	583	553	833
BRIDGEWATER	<6	<6	<6	<6
BRISTOL	253	205	164	275
BROOKFIELD	43	33	32	48
BROOKLYN	24	22	22	33
BURLINGTON	29	26	19	30
CANAAN	6	<6	<6	<6
CANTERBURY	12	10	11	15
CANTON	25	19	12	25

Town	Referred	Evaluated	Eligible	Served
CHAPLIN	6	6	<6	10
CHESHIRE	67	62	40	79
CHESTER	<6	<6	<6	8
CLINTON	44	38	20	39
COLCHESTER	50	43	25	53
COLEBROOK	<6	<6	<6	<6
COLUMBIA	10	7	13	17
CORNWALL	<6	<6	<6	<6
COVENTRY	35	31	30	46
CROMWELL	32	31	18	30
DANBURY	371	314	231	386
DARIEN	60	51	42	75
DEEP RIVER	6	<6	6	8
DERBY	46	40	34	55
DURHAM	20	18	14	23
EAST GRANBY	21	18	11	16
EAST HADDAM	22	17	12	21
EAST HAMPTON	20	16	16	38
EAST HARTFORD	197	165	149	273
EAST HAVEN	73	63	70	110
EAST LYME	34	25	24	49
EAST WINDSOR	27	26	19	34
EASTFORD	<6	<6	<6	6
EASTON	21	21	17	23

Town	Referred	Evaluated	Eligible	Served
ELLINGTON	40	33	29	46
ENFIELD	129	106	88	148
ESSEX	6	6	8	10
FAIRFIELD	153	136	104	193
FARMINGTON	48	42	24	48
FRANKLIN	6	<6	<6	<6
GLASTONBURY	92	80	68	120
GOSHEN	<6	<6	<6	<6
GRANBY	24	20	14	21
GREENWICH	218	176	117	194
GRISWOLD	26	18	21	40
GROTON	136	120	66	144
GUILFORD	42	35	34	59
HADDAM	13	11	8	17
HAMDEN	175	147	135	218
HAMPTON	8	6	6	6
HARTFORD	676	535	424	723
HARTLAND	<6	<6	<6	<6
HARWINTON	21	19	16	22
HEBRON	14	11	13	24
KENT	<6	<6	<6	<6
KILLINGLY	59	51	32	56
KILLINGWORTH	13	12	14	20
LEBANON	26	21	13	25
LEDYARD	46	41	29	57
LISBON	11	10	6	15
LITCHFIELD	22	22	11	17
LYME	<6	<6	<6	<6

Town	Referred	Evaluated	Eligible	Served
MADISON	41	38	37	51
MANCHESTER	233	198	164	258
MANSFIELD	21	16	16	30
MARLBOROUGH	21	15	17	29
MERIDEN	257	219	222	352
MIDDLEBURY	21	19	18	23
MIDDLEFIELD	<6	<6	<6	8
MIDDLETOWN	113	96	96	161
MILFORD	133	120	89	142
MONROE	63	61	44	73
MONTVILLE	49	43	38	61
MORRIS	<6	<6	<6	<6
NAUGATUCK	114	98	75	137
NEW BRITAIN	346	279	268	437
NEW CANAAN	52	46	27	50
NEW FAIRFIELD	37	35	36	56
NEW HARTFORD	13	12	7	15
NEW HAVEN	496	399	353	600
NEW LONDON	101	74	66	125
NEW MILFORD	63	54	44	74
NEWINGTON	83	70	53	100
NEWTOWN	69	61	53	96
NORFOLK	<6	<6	<6	<6

Town	Referred	Evaluated	Eligible	Served
NORTH BRANFORD	33	27	25	43
NORTH HAVEN	69	65	44	84
NORTH STONINGTON	11	11	6	13
NORWALK	372	312	236	396
NORWICH	147	125	101	169
OLD LYME	19	16	15	24
OLD SAYBROOK	22	21	15	16
ORANGE	33	29	25	37
OXFORD	35	31	27	44
PLAINFIELD	42	38	28	51
PLAINVILLE	38	35	30	52
PLYMOUTH	29	27	27	45
POMFRET	11	9	11	12
PORTLAND	13	12	18	37
PRESTON	<6	<6	<6	7
PROSPECT	32	23	10	23
PUTNAM	39	32	17	36
REDDING	23	20	9	14
RIDGEFIELD	82	69	46	76
ROCKY HILL	55	47	33	65
ROXBURY	<6	<6	<6	<6
SALEM	10	9	7	12
SALISBURY	6	<6	<6	<6
SCOTLAND	<6	<6	<6	<6

Town	Referred	Evaluated	Eligible	Served
SEYMOUR	55	49	40	63
SHARON	<6	<6	<6	<6
SHELTON	139	119	110	161
SHERMAN	<6	<6	6	10
SIMSBURY	75	69	43	83
SOMERS	26	25	20	32
SOUTH WINDSOR	68	56	47	90
SOUTHBURY	39	34	19	38
SOUTHINGTON	137	123	90	135
SPRAGUE	10	7	6	13
STAFFORD	35	30	28	42
STAMFORD	490	416	368	574
STERLING	12	9	8	11
STONINGTON	29	27	11	21
STRATFORD	168	146	127	218
SUFFIELD	39	33	26	53
THOMASTON	31	27	14	25
THOMPSON	23	21	16	28
TOLLAND	42	37	27	47
TORRINGTON	125	101	80	133
TRUMBULL	121	103	77	137
UNION	<6	<6	<6	<6
VERNON	98	81	66	119
VOLUNTOWN	<6	<6	<6	9
WALLINGFORD	128	110	93	151
WARREN	<6	<6	<6	<6

Town	Referred	Evaluated	Eligible	Served
WASHINGTON	<6	<6	<6	<6
WATERBURY	606	498	444	736
WATERFORD	38	34	28	50
WATERTOWN	64	57	55	77
WEST HARTFORD	171	150	99	197
WEST HAVEN	184	143	131	223
WESTBROOK	10	9	6	15
WESTON	32	30	37	47
WESTPORT	87	79	49	88
WETHERSFIELD	80	71	52	81
WILLINGTON	18	16	14	18
WILTON	54	48	36	57
WINCHESTER	27	25	24	33
WINDHAM	88	79	72	137
WINDSOR	70	58	50	101
WINDSOR LOCKS	28	26	22	34
WOLCOTT	36	33	32	48
WOODBIDGE	27	24	17	24
WOODBURY	31	27	15	28
WOODSTOCK	13	11	7	21

Note: Children can be referred at birth and remain in the system until age three. Therefore, the number of eligible children and IFSP can be larger than children referred to Birth to Three in the fiscal year.

The Birth to Three team at the OEC includes:

Nicole Cossette, Part C Coordinator

Koleen Kerski, Professional Development

Sabrina Crowe, Professional Development

Rebecca Smith, Education and Outreach

Amanda Kach, Part C Data Manager

Elisabeth Teller, Family Liaison / General Supervision and Monitoring Coordinator

Sophia Lampe, General Supervision and Monitoring Coordinator

Jayne Smalls, Secretary

Mary Coyle, Associate Accountant Supervisor

Kathy Granata, Fiscal and Data Support

Matt Mahony, IT System Developer

Ari Burger, IT System Developer

Connecticut Birth to Three System www.birth23.org

450 Columbus Boulevard, Suite 205 Hartford, CT 06103

Information and Referrals - *Child Development Infoline*

Ph. 1-800-505-7000 Multilingual/phone interpretation service fax 860-571-6853

Central Directory

2-1-1 (Voice/TTY)

Funding provided under Part C of the Individuals with Disabilities Education Improvement Act of 2004, through the United States Department of Education, Office of Special Education Programs, and the State of Connecticut.

In compliance with the Americans with Disabilities Act (ADA), this publication is available in alternative formats. If you need assistance, please call 860-500-4410 or e-mail CTbirth23@ct.gov