



Connecticut Birth to Three Annual Data Report
FY20 (July 1, 2019 – June 30, 2020)

Acknowledgments

The Birth to Three System would like to thank the following individuals for their contributions. Without their efforts, this guideline would not have been possible.

Connecticut's lead agency for the Birth to Three System is:



Office of Early Childhood
Commissioner Beth Bye

FY20 ICC Members Include:

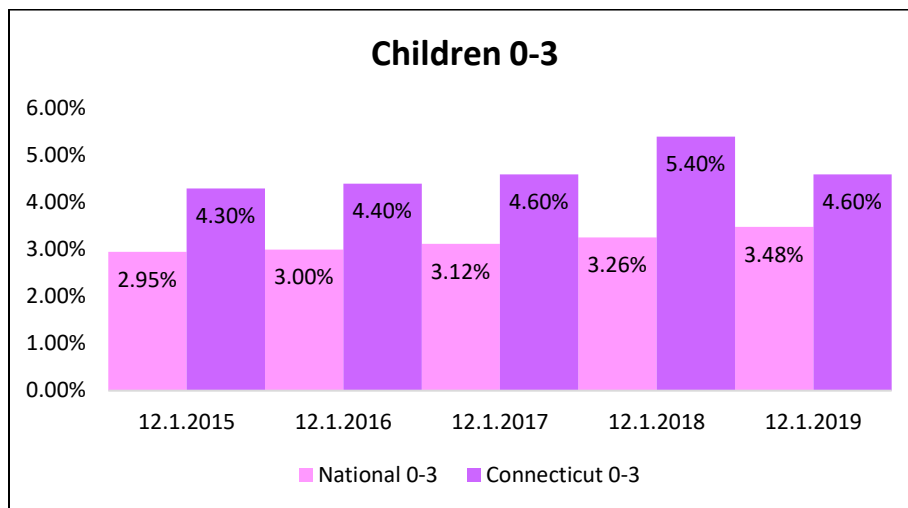
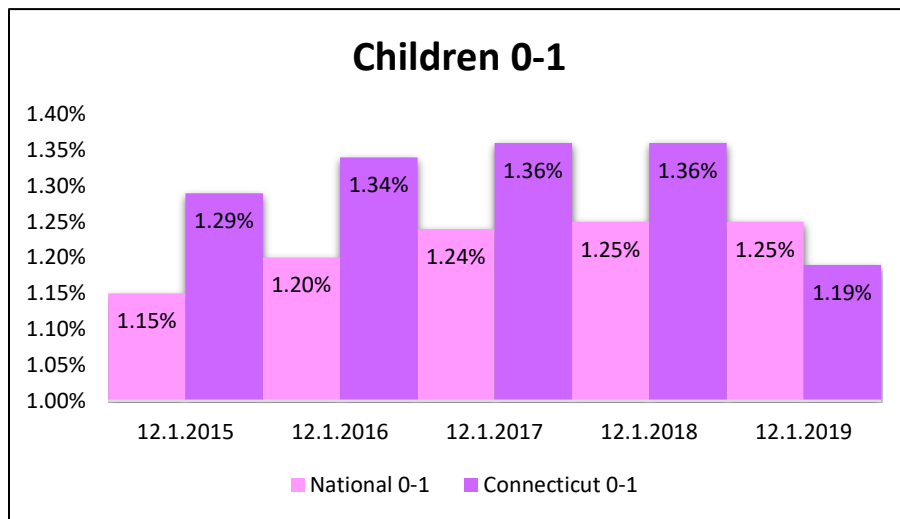
Chair: Cindy Jackson
Co-Chair: Corrine Griffin
Elaine Balsley
Anne Giordano
Ginny Mahoney
Sharon MARieCARol Peltier
Anne George Puskar-Replaced by Elizabeth Howe
Michelle Rinaldi
Melissa Roberts
Elisabeth Teller
Nicole Villanueva
Myra Watnick
Tiffanie Allian
Shanda Easley
Ann Gionet- alternate Angela Jimenez
Kim Nilson
Louis Tallarita
Dr. Carol Weitzman
Robin Wood
Leona Adamczyk
Andrea Brinnel
Lauren Barbosa

The following programs have been part of the Birth to Three system over the last year. The number of children listed below are those with Individual Family-Service Plans (IFSPs) during the 19/20 Fiscal Year and the number of towns served by each as of 6/30/20.

Program	Children	Number of Towns
ABC Intervention Program	353	53
Abilis	292	2
American School for the Deaf	49	<i>Statewide</i>
Beacon Services of CT	256	94
Benchmark Infant and Toddler Services	174	3
Building Bridges, LLC	785	22
Cheshire Public Schools - Darcey School	96	4
Children's Therapy Services	279	17
Cornell Scott Hill Health Center	147	6
Creative Interventions	304	65
CREC Birth to Three	530	30
CREC Soundbridge	67	30
EASTCONN Birth To Three	400	32
Easter Seal Birth to Three	339	20
EdAdvance Autism Program	130	38
HARC - Steppingstones	686	14
Kennedy Center, Inc.	88	8
Kennedy-Donovan Center	82	11
Key Human Services, Inc.	199	11
LEARN: Partners for Birth to Three	283	25
Little Learners	36	2
NE Center for Hearing Rehabilitation	27	<i>Statewide</i>
Project Interact, Inc.	254	11
Reachout, Inc.	530	20
Rehabilitation Associates of Connecticut, Inc.	1518	40
S.E.E.D.	436	38
SARAH, Inc. - KIDSTEPS	847	31
South Bay Early Childhood	311	17
St. Vincent's Special Needs Services	88	5
STAR Rubino Center	105	6
TheraCare	1496	19
Wheeler Clinic Birth to Three	189	13

Connecticut's Birth to Three system remains dedicated to the optimal development of infants and toddlers. Early identification and supporting families who have children with a diagnosis that has a high likelihood of developmental delay or children who have a developmental delay of -2 SD in one area or -1.5 in two of the five areas of development is one of the most important priorities. The charts below show the percent of children with IFSP's in Connecticut on 12/1 compared to the national average, broken out by 0-1 and 0-3.

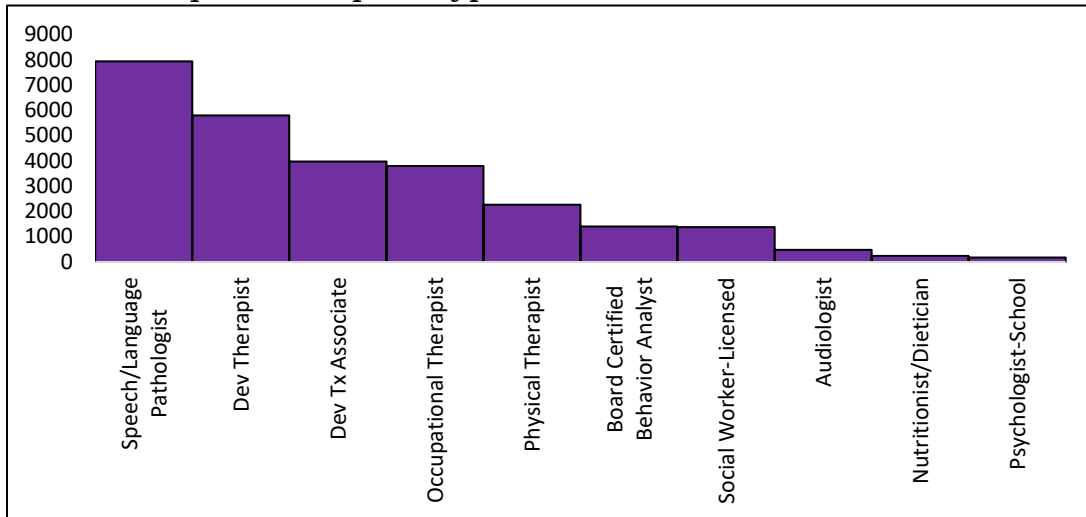
Year	Census 0-3	Eligible Children 0-3	Percent of Census
12/1/2015	110,667	4726	4.3%
12/1/2016	110,100	4804	4.4%
12/1/2017	108,539	4944	4.6%
12/1/2018	107,782	5830	5.4%
12/1/2019	107,782	5320	4.6%



Where are the supports provided?

Each provider who supports families throughout the State of Connecticut are dedicated professionals who provide Early Intervention in the home or community setting where children without disabilities typically participate. In FY20, 99% of our children received supports in their home or community setting. This is essential in providing parents the support they need to advocate for their child and describe their child's needs. Evidence-based practices within an activity-based teaming are imperative. Best practice should be to provide supports in those familiar places where the family spends their time. Supports in the natural learning environment offers unique opportunities for the Early Interventionist to support the family in their Natural Learning Environment.

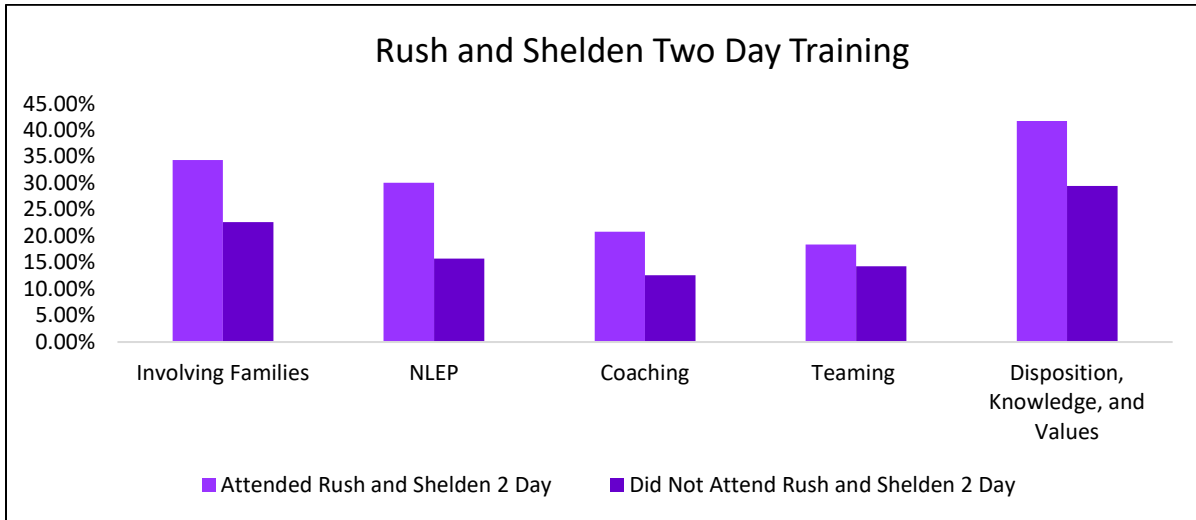
The top ten discipline types on FY20 IFSPs outlined below:




Quality Practices Self-Assessment (QPSA)

In the summer of 2020, Connecticut collected professional development data using a Quality Practices Self-Assessment (QPSA). 630 practitioners completed the self-assessment representing each discipline working in Connecticut's Birth to Three System. Preliminary results indicated that those who have completed the training provided by Rush and Shelden and received coaching rated themselves across the practices at a much higher rate than those who did not go through the training.

Of those who participated in the survey, 160 attended Rush and Shelden's two-day training, and 470 did not participate in the training.

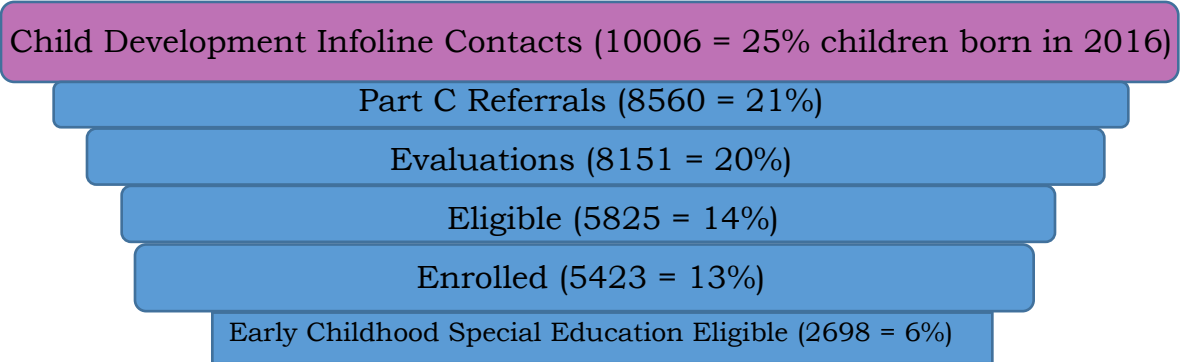


Of those who participated in the survey, 24 attended Rush and Shelden’s master coach training, and 606 did not participate the training.



Birth Cohort Data

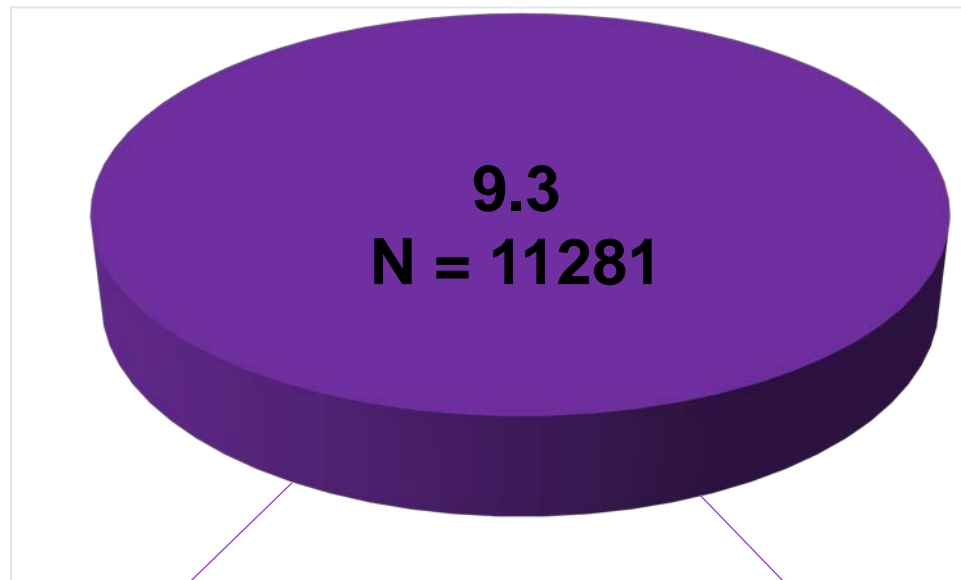
Birth cohort data looks at data for all children born during a given calendar year. It provides insight into how early intervention touches the lives of 13% of the families in Connecticut. This report reflects the 2016 birth cohort or all children born between 1/1/16 and 12/31/16 who turned three in the calendar year 2019.



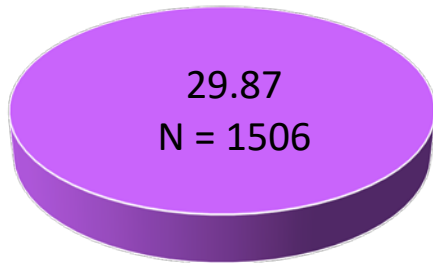
In FY20, eligibility evaluations were completed for 9425 children, and the families of 6014 were determined eligible for Birth to Three supports. Over the last ten years, evaluation and eligible children have increased.



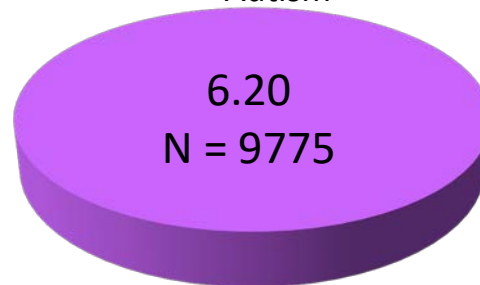
Average Number of Hours per Month Listed on the IFSP



Average Number of Hours Listed on IFSP for Children with Autism



Average Number of Hours Listed on IFSP for Children without Autism



The families of 566 children were eligible for Birth to Three supports based on a diagnosis. The top ten diagnosis being:

18% Prematurity

17% Brain and spinal cord injuries and malformations

17% Autism

11% Deafness/Hard of Hearing

10% Speech Sound Disorders/Childhood Apraxia

10% Chromosomal Variations such as Down Syndrome

8% Neonatal Abstinence Syndrome/Fetal Alcohol Syndrome

1% Cleft Palate

1% High Lead Levels

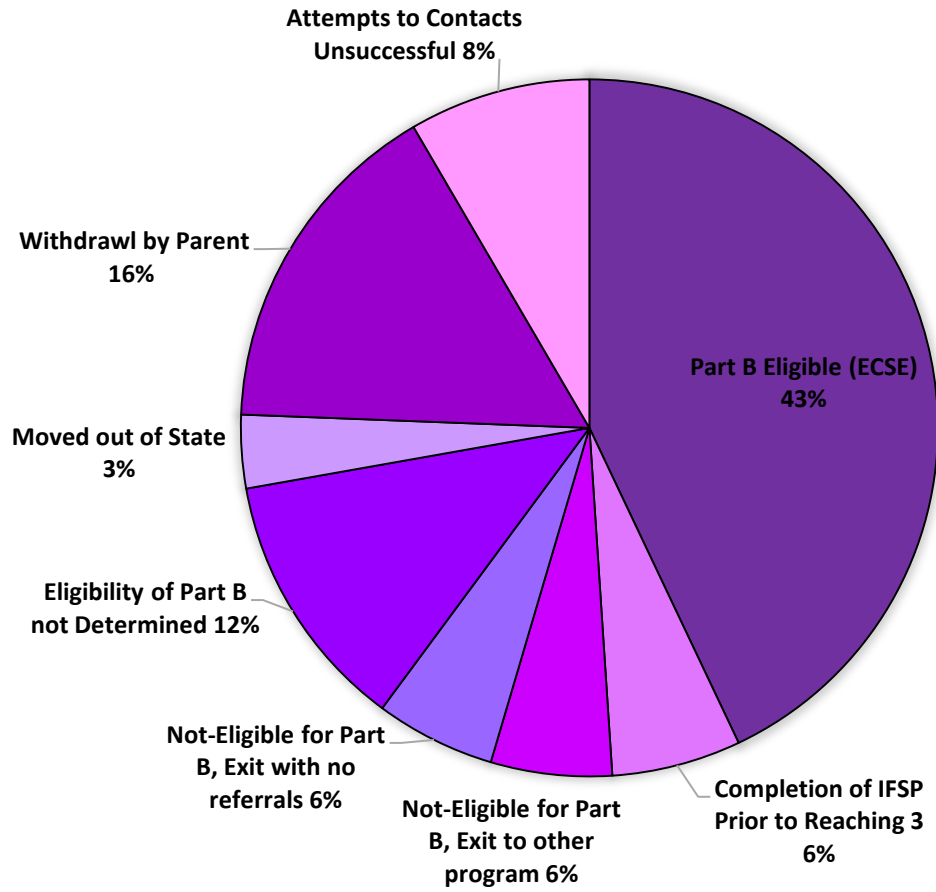
1% Vision

Connecticut remains committed to supporting families in their native language with the use of staff who speak the native language and interpreters. In FY20, the system supported families who speak 45 different languages. Below are the top ten languages spoken in the household in FY20.

Language in Home	Count of Children
English	7146
Spanish	1436
Portuguese	127
Urdu	79
Arabic	78
Creole	41
Hindi	25
Telugu	25
French	21
Mandarin	20

During FY20 5673 Children Exited Birth to Three

**ECSE – Early Childhood Special Education*



Town-by-Town Data

A town-by-town breakdown of children who received supports throughout FY20 can be found on ctdata.org. Suppressed data provided for towns with five or fewer children to protect confidentiality. Birth to Three has collaborated with the CT Data Collaborative, and additional data is located on ctdata.org

Note: Children can be referred at birth and remain in the system until age three. Therefore, the number of eligible children and IFSP can be larger than children referred to Birth to Three in the fiscal year.

Town	Referrals FY20	Evaluation FY20	Eligible FY20	IFSP FY20
ANDOVER	<6	<6	<6	5
ANSONIA	60	62	40	70
ASHFORD	7	9	6	11
AVON	57	55	25	38
BARKHAMSTED	<6	<6	<6	7
BEACON FALLS	8	10	6	17
BERLIN	46	43	30	53
BETHANY	<6	5	5	7
BETHEL	51	58	49	90
BETHLEHEM	6	5	<6	6
BLOOMFIELD	33	30	25	49
BOLTON	14	15	10	13
BOZRAH	9	10	7	14
BRANFORD	38	46	32	56
BRIDGEPORT	580	592	398	726
BRIDGEWATER	<6	<6	<6	<6
BRISTOL	211	213	142	268
BROOKFIELD	32	31	20	35
BROOKLYN	25	23	19	40
BURLINGTON	15	16	11	17
CANAAN	<6	<6	<6	<6
CANTERBURY	16	19	13	17
CANTON	20	23	19	30
CHAPLIN	<6	<6	<6	<6
CHESHIRE	47	51	30	58
CHESTER	6	6	<6	<6
CLINTON	20	17	10	21
COLCHESTER	49	46	27	59
COLEBROOK	<6	<6	<6	<6
COLUMBIA	8	7	<6	9
CORNWALL	<6	<6	<6	<6
COVENTRY	17	19	10	23
CROMWELL	30	30	14	28
DANBURY	322	314	205	377
DARIEN	54	61	30	54
DEEP RIVER	6	6	<6	7
DERBY	29	30	15	30
DURHAM	10	11	7	21
EAST GRANBY	<6	16	9	12
EAST HADDAM	17	16	12	17
EAST HAMPTON	14	30	20	31
EAST HARTFORD	30	199	139	231
EAST HAVEN	189	69	45	118

Town	Referrals FY20	Evaluation FY20	Eligible FY20	IFSP FY20
EAST LYME	67	34	17	29
EAST WINDSOR	35	35	23	37
EASTFORD	15	<6	<6	<6
EASTON	34	15	11	22
ELLINGTON	28	31	20	42
ENFIELD	105	111	76	146
ESSEX	<6	<6	<6	5
FAIRFIELD	95	98	63	127
FARMINGTON	53	53	33	54
FRANKLIN	<6	5	<6	6
GLASTONBURY	66	65	27	64
GOSHEN	5	6	<6	<6
GRANBY	25	26	14	23
GREENWICH	140	143	69	129
GRISWOLD	33	34	22	50
GROTON	124	124	79	157
GUILFORD	35	35	23	38
HADDAM	<6	6	<6	12
HAMDEN	134	144	93	167
HAMPTON	<6	<6	<6	6
HARTFORD	538	510	324	649
HARWINTON	<6	<6	8	15
HEBRON	9	11	8	18
KENT	14	14	<6	<6
KILLINGLY	5	5	27	77
KILLINGWORTH	43	42	6	12
LEBANON	9	9	6	10
LEDYARD	11	10	31	60
LISBON	48	51	15	19
LITCHFIELD	14	18	<6	5
LYME	6	6	<6	<6
MADISON	<6	<6	18	31
MANCHESTER	28	28	95	210
MANSFIELD	165	167	16	28
MARLBOROUGH	17	18	5	15
MERIDEN	10	11	151	297
MIDDLEBURY	205	212	<6	9
MIDDLEFIELD	9	8	<6	7
MIDDLETOWN	<6	<6	72	126
MILFORD	96	101	68	116
MONROE	95	103	28	46
MONTVILLE	43	42	33	48

Town	Referrals FY20	Evaluation FY20	Eligible FY20	IFSP FY20
MORRIS	41	44	<6	<6
NAUGATUCK	<6	<6	52	90
NEW BRITAIN	82	87	217	382
NEW CANAAN	342	344	21	42
NEW FAIRFIELD	35	37	17	26
NEW HARTFORD	29	26	5	7
NEW HAVEN	8	6	283	539
NEW LONDON	411	425	58	104
NEW MILFORD	64	81	33	79
NEWINGTON	80	53	49	80
NEWTOWN	54	63	44	60
NORFOLK	64	68	<6	<6
NORTH BRANFORD	<6	<6	17	26
NORTH HAVEN	25	24	30	57
NORTH STONINGTON	44	48	6	9
NORWALK	7	7	172	307
NORWICH	273	279	94	171
OLD LYME	126	130	8	12
OLD SAYBROOK	12	12	11	15
ORANGE	14	15	13	26
OXFORD	26	26	11	18
PLAINFIELD	21	25	25	67
PLAINVILLE	30	31	27	45
PLYMOUTH	41	40	18	35
POMFRET	24	23	<6	<6
PORTLAND	<6	<6	19	33
PRESTON	23	24	7	14
PROSPECT	13	13	5	13
PUTNAM	13	12	22	51
REDDING	29	31	<6	15
RIDGEFIELD	10	10	22	58
ROCKY HILL	57	51	16	40
ROXBURY	35	34	<6	<6
SALEM	10	11	<6	8
SALISBURY	<6	<6	<6	<6
SCOTLAND	<6	<6	<6	<6
SEYMOUR	44	44	27	46
SHARON	<6	<6	<6	6
SHELTON	83	82	51	87
SHERMAN	<6	<6	<6	<6
SIMSBURY	53	54	36	64
SOMERS	19	17	12	17

Town	Referrals FY20	Evaluation FY20	Eligible FY20	IFSP FY20
<i>SOUTH WINDSOR</i>	20	57	40	77
<i>SOUTHBURY</i>	87	21	15	27
<i>SOUTHINGTON</i>	51	89	46	87
<i>SPRAGUE</i>	6	<6	<6	13
<i>STAFFORD</i>	20	18	11	28
<i>STAMFORD</i>	404	427	257	441
<i>STERLING</i>	7	10	8	10
<i>STONINGTON</i>	14	16	9	23
<i>STRATFORD</i>	133	127	79	139
<i>SUFFIELD</i>	34	37	26	46
<i>THOMASTON</i>	13	11	8	14
<i>THOMPSON</i>	27	29	20	38
<i>TOLLAND</i>	33	32	15	34
<i>TORRINGTON</i>	84	85	58	120
<i>TRUMBULL</i>	89	91	52	101
<i>UNION</i>	<6	<6	<6	<6
<i>VERNON</i>	64	64	44	98
<i>VOLUNTOWN</i>	6	6	<6	7
<i>WALLINGFORD</i>	109	107	72	133
<i>WARREN</i>	<6	<6	<6	<6
<i>WASHINGTON</i>	<6	<6	<6	<6
<i>WATERBURY</i>	471	490	297	619
<i>WATERFORD</i>	49	49	35	56
<i>WATERTOWN</i>	28	30	24	55
<i>WEST HARTFORD</i>	8	136	96	164
<i>WEST HAVEN</i>	137	171	124	189
<i>WESTBROOK</i>	163	9	<6	5
<i>WESTON</i>	13	12	10	21
<i>WESTPORT</i>	50	52	31	48
<i>WETHERSFIELD</i>	68	73	46	73
<i>WILLINGTON</i>	7	7	<6	10
<i>WILTON</i>	33	36	16	30
<i>WINCHESTER</i>	23	22	14	28
<i>WINDHAM</i>	87	92	60	111
<i>WINDSOR</i>	51	48	34	69
<i>WINDSOR LOCKS</i>	30	31	16	30
<i>WOLCOTT</i>	30	32	12	36
<i>WOODBIDGE</i>	6	8	<6	10
<i>WOODBURY</i>	9	10	6	14
<i>WOODSTOCK</i>	24	25	14	27

The Birth to Three team at the OEC includes:

Alice E. Ridgway, Manager / Part C Coordinator

Linda Bamonte, Personnel Development

Mary Coyle, Fiscal Enhancements

Kathy Granata, Fiscal and Data Support

Nicole Cossette, Associate Research Analyst

Matt Mahony, IT System Developer

Ari Burger, IT System Developer

Koleen Kerski, Education and Outreach

Aileen McKenna, Family Liaison

Connecticut Birth to Three System www.birth23.org

450 Columbus Boulevard, Suite 205 Hartford, CT 06103

Information and Referrals - *Child Development Infoline*

Ph. 1-800-505-7000 Multilingual/phone interpretation service fax 860-571-6853

Central Directory

2-1-1 (Voice/TTY)

Funding provided under Part C of the Individuals with Disabilities Education Improvement Act of 2004, through the United States Department of Education, Office of Special Education Programs and the State of Connecticut.

In compliance with the Americans with Disabilities Act (ADA), this publication is available in alternative formats. If you need assistance, please call 860-500-4410 or e-mail CTbirth23@ct.gov