



Connecticut Birth to Three Annual Data Report
FY19 (July 1, 2018 – June 30, 2019)

Acknowledgments

The Birth to Three System would like to thank the following individuals for their contributions. Without their efforts, this guideline would not have been possible.

Connecticut's lead agency for the Birth to Three System is:



Office of Early Childhood
Commissioner Beth Bye

FY19 ICC Members Include:

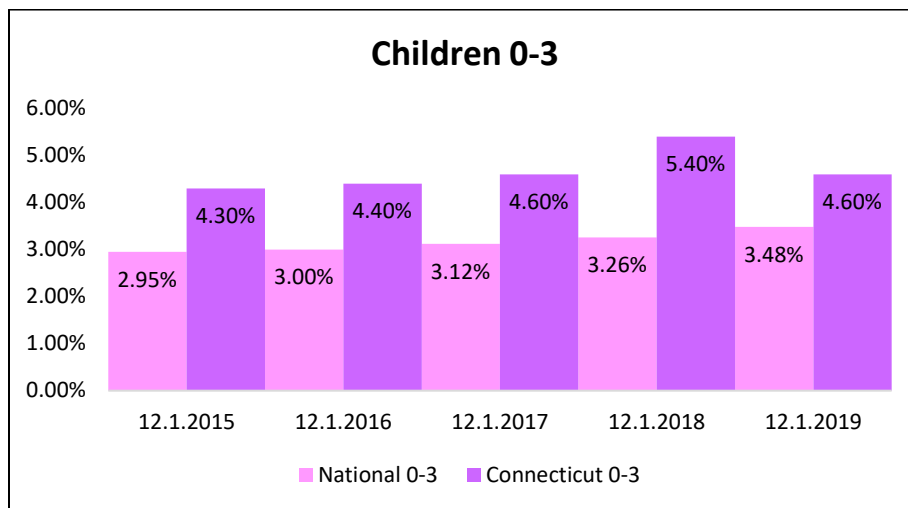
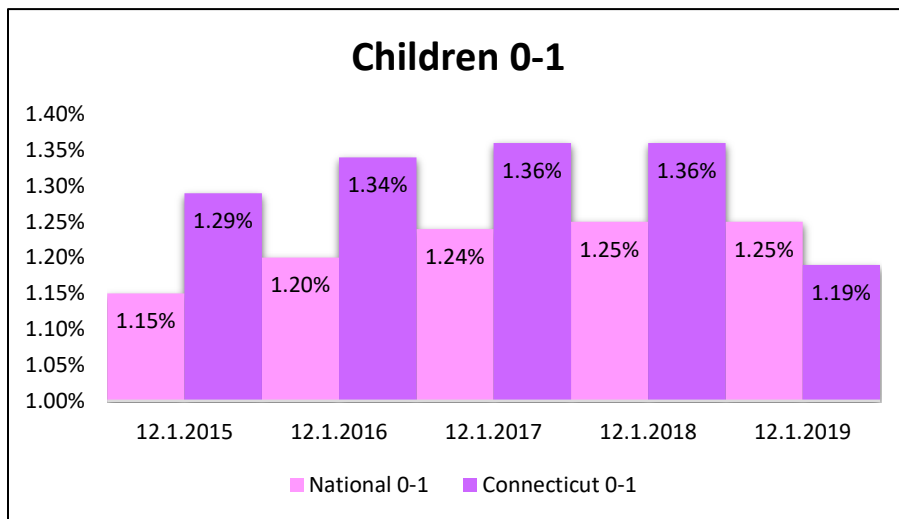
Chair: Cindy Jackson
Co-Chair: Corrine Griffin
Elaine Balsley
Anne Giordano
Ginny Mahoney
Sharon MARieCARol Peltier
Anne George Puskar-Replaced by Elizabeth Howe
Michelle Rinaldi
Melissa Roberts
Elisabeth Teller
Nicole Villanueva
Myra Watnick
Tiffanie Allian
Shanda Easley
Ann Gionet- alternate Angela Jimenez
Kim Nilson
Louis Tallarita
Dr. Carol Weitzman
Robin Wood
Leona Adamczyk
Andrea Brinnel
Lauren Barbosa

The following programs have been part of the Birth to Three system over the last year. The number of children listed below are those with Individual Family-Service Plans (IFSPs) during the 18/19 Fiscal Year and the number of towns served by each as of 6/30/19.

Program	Children	Number of Towns
ABC Intervention Program	353	53
Abilis	292	2
American School for the Deaf	49	<i>Statewide</i>
Beacon Services of CT	256	94
Benchmark Infant and Toddler Services	174	3
Building Bridges, LLC	785	22
Cheshire Public Schools - Darcey School	96	4
Children's Therapy Services	279	17
Cornell Scott Hill Health Center	147	6
Creative Interventions	304	65
CREC Birth to Three	530	30
CREC Soundbridge	67	30
EASTCONN Birth To Three	400	32
Easter Seal Birth to Three	339	20
EdAdvance Autism Program	130	38
HARC - Steppingstones	686	14
Kennedy Center, Inc.	88	8
Kennedy-Donovan Center	82	11
Key Human Services, Inc.	199	11
LEARN: Partners for Birth to Three	283	25
Little Learners	36	2
NE Center for Hearing Rehabilitation	27	<i>Statewide</i>
Project Interact, Inc.	254	11
Reachout, Inc.	530	20
Rehabilitation Associates of Connecticut, Inc.	1518	40
S.E.E.D.	436	38
SARAH, Inc. - KIDSTEPS	847	31
South Bay Early Childhood	311	17
St. Vincent's Special Needs Services	88	5
STAR Rubino Center	105	6
TheraCare	1496	19
Wheeler Clinic Birth to Three	189	13

Connecticut's Birth to Three system remains dedicated to the optimal development of infants and toddlers. Early identification and supporting families who have children with a diagnosis that has a high likelihood of developmental delay or children who have a developmental delay of -2 SD in one area or -1.5 in two of the five areas of development is one of the most important priorities. The charts below show the percent of children with IFSP's in Connecticut on 12/1 compared to the national average, broken out by 0-1 and 0-3.

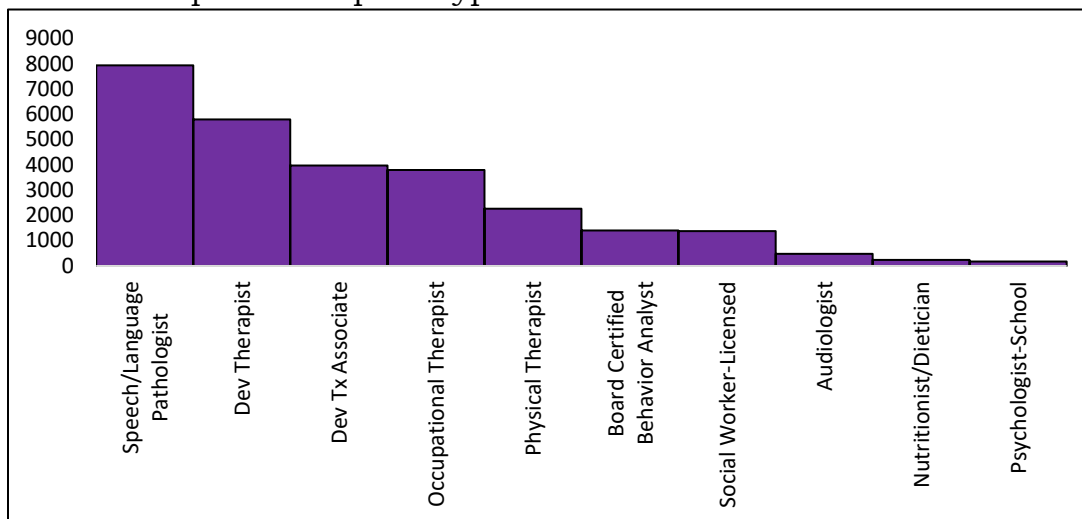
Year	Census 0-3	Eligible Children 0-3	Percent of Census
12/1/2015	110,667	4726	4.3%
12/1/2016	110,100	4804	4.4%
12/1/2017	108,539	4944	4.6%
12/1/2018	107,782	5830	5.4%
12/1/2019	107,782	5320	4.6%



Where are the supports provided?

Each provider who supports families throughout the State of Connecticut are dedicated professionals who provide Early Intervention in the home or community setting where children without disabilities typically participate. In FY19, 100% of the children received supports in their home or community setting. This is essential in providing parents the support they need to advocate for their child and describe their child's needs. Evidence-based practices within an activity-based teaming are imperative. Best practice should be to provide supports in those familiar places where the family spends their time. Supports in the natural learning environment offers unique opportunities for the Early Interventionist to support the family in their Natural Learning Environment.

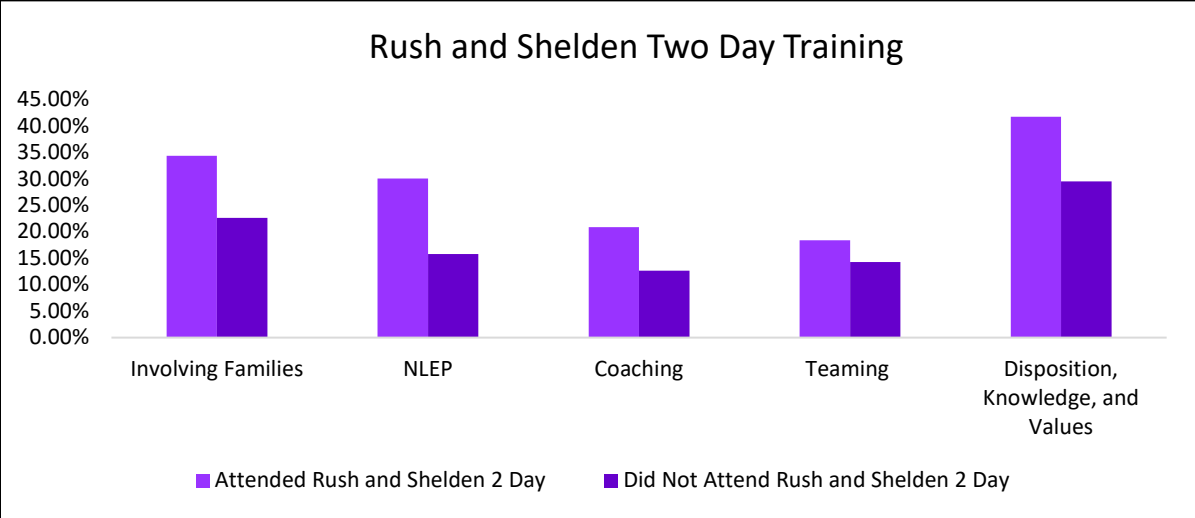
The top ten discipline types on FY19 IFSPs outlined below:




Quality Practices Self-Assessment (QPSA)

In the summer of 2019, Connecticut collected new data using a Quality Practices Self-Assessment (QPSA). 740 practitioners completed the self-assessment representing each discipline working in Connecticut's Birth to Three System. Preliminary results indicated that those who have completed the training provided by Rush and Shelden and received coaching rated themselves across the practices at a much higher rate than those who did not go through the training.

Of those who participated in the survey, 163 attended Rush and Shelden’s two-day training, and 610 did not participate in the training.

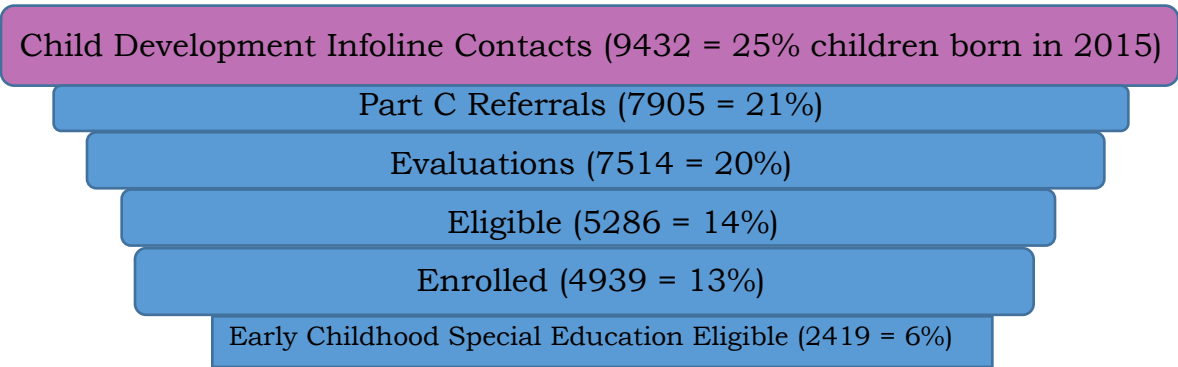


Of those who participated in the survey, 30 attended Rush and Shelden’s master coach training, and 743 did not participate the training.

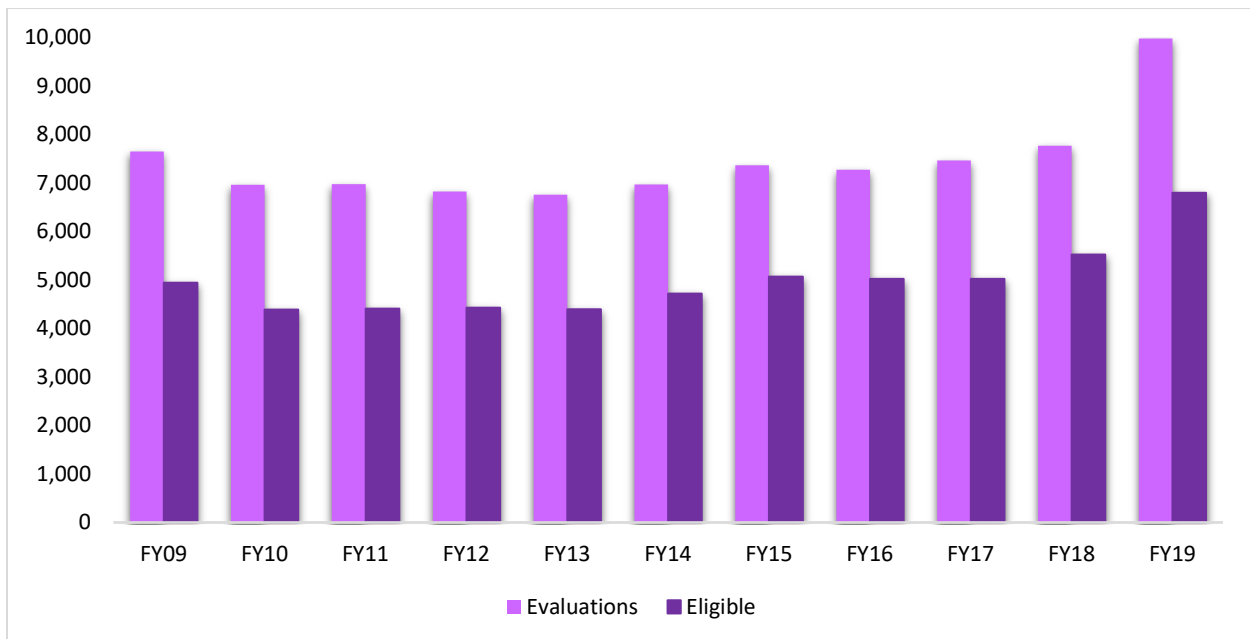


Birth Cohort Data

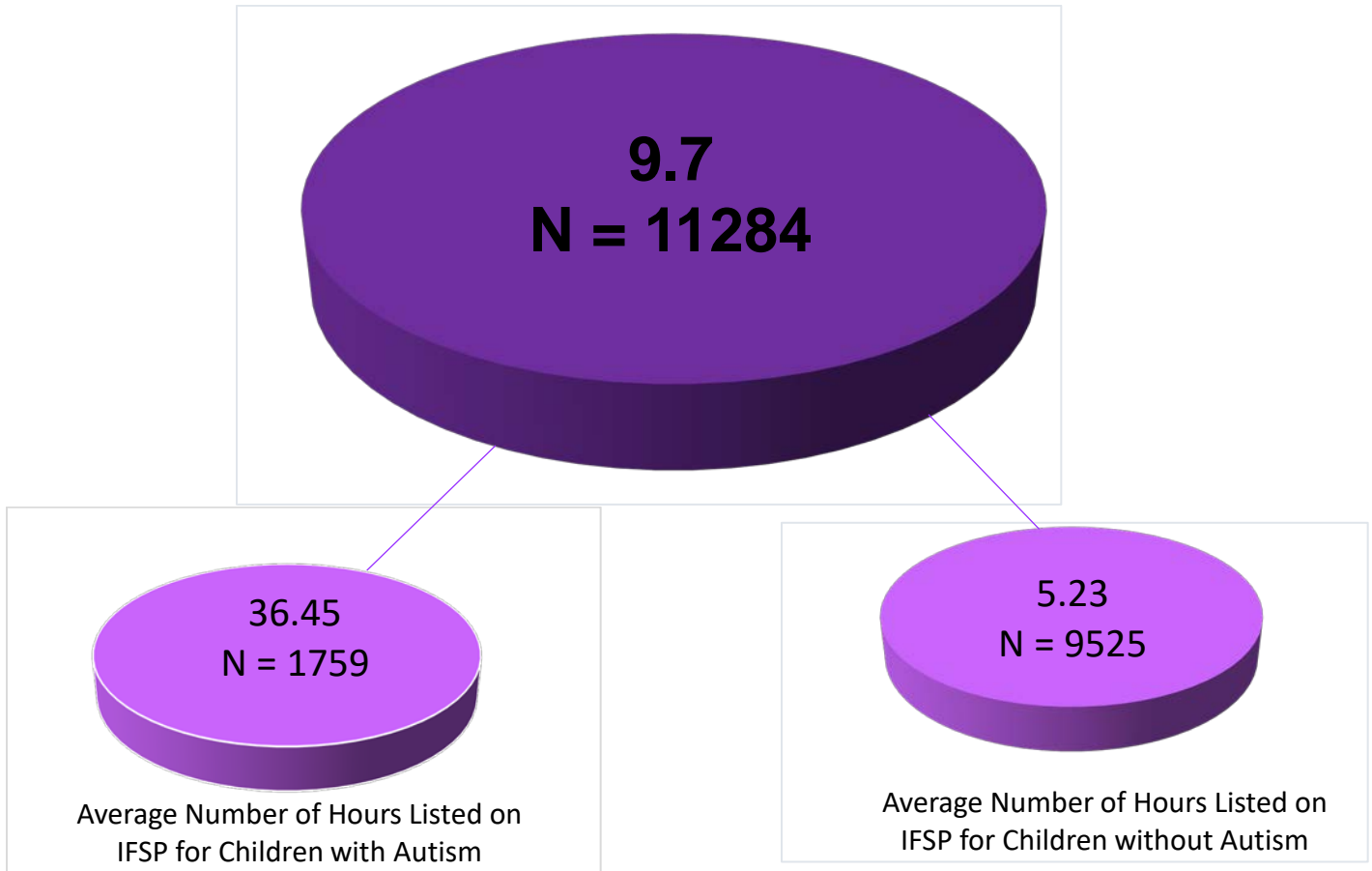
Birth cohort data looks at data for all children born during a given calendar year. It provides insight into how early intervention touches the lives of 13% of the families in Connecticut. This report reflects the 2015 birth cohort or all children born between 1/1/15 and 12/31/15 who turned three in the calendar year 2018.



In FY19, eligibility evaluations were completed for 9977 children, and the families of 6796 were determined eligible for Birth to Three supports. Over the last ten years, evaluation and eligible children have increased.



Average Number of Hours per Month Listed on the IFSP



The families of 652 children were eligible for Birth to Three supports based on a diagnosis. The top ten diagnosis being:

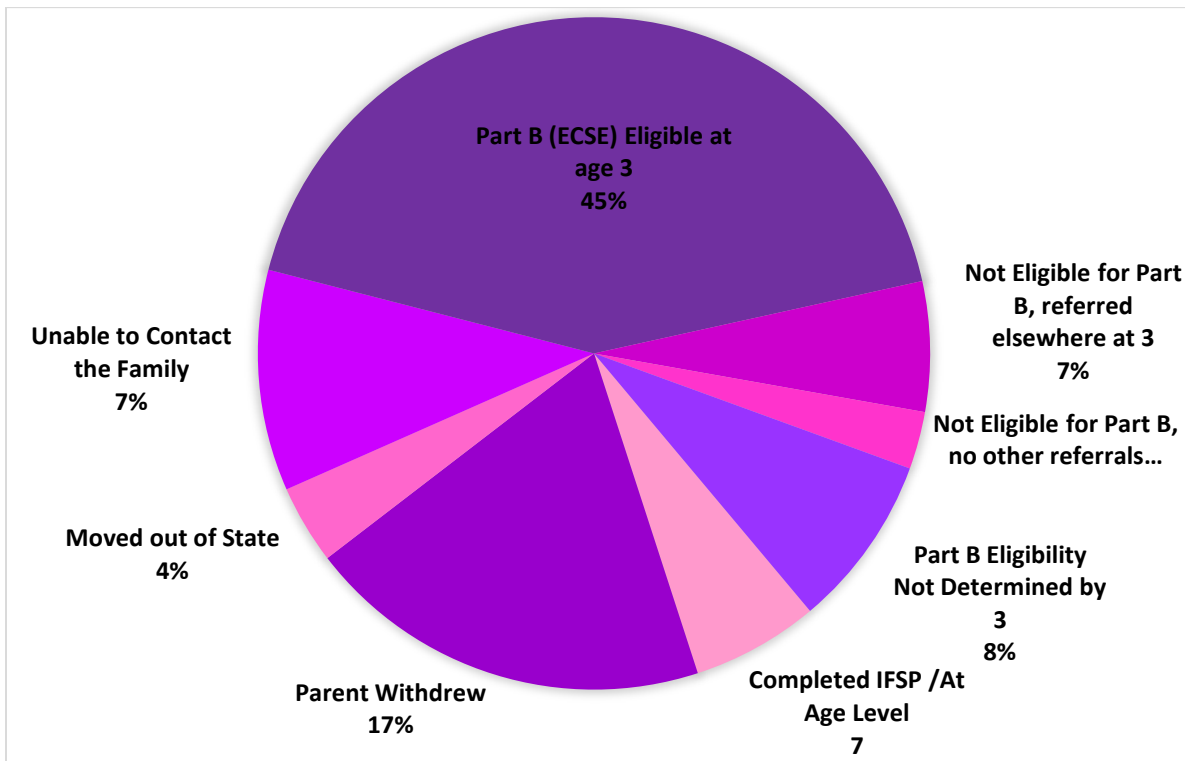
- 23% Prematurity
- 18% Brain and spinal cord injuries and malformations
- 13% Autism
- 12% Deafness/Hard of Hearing
- 11% Speech Sound Disorders/Childhood Apraxia
- 11% Chromosomal Variations such as Down Syndrome
- 9% Neonatal Abstinence Syndrome/Fetal Alcohol Syndrome
- 3% Cleft Palate
- 1% High Lead Levels
- 1% Vision

Connecticut remains committed to supporting families in their native language with the use of staff who speak the native language and interrupters. In FY19, the system supported families who speak 46 different languages. Below are the top ten languages spoken in the household in FY19.

Language in the Home	Count of Children
English	8382
Spanish	1602
Portuguese	109
Other	107
Arabic	90
Haitian	45
Urdu	44
Bengali	41
Polish	41
Creole	32

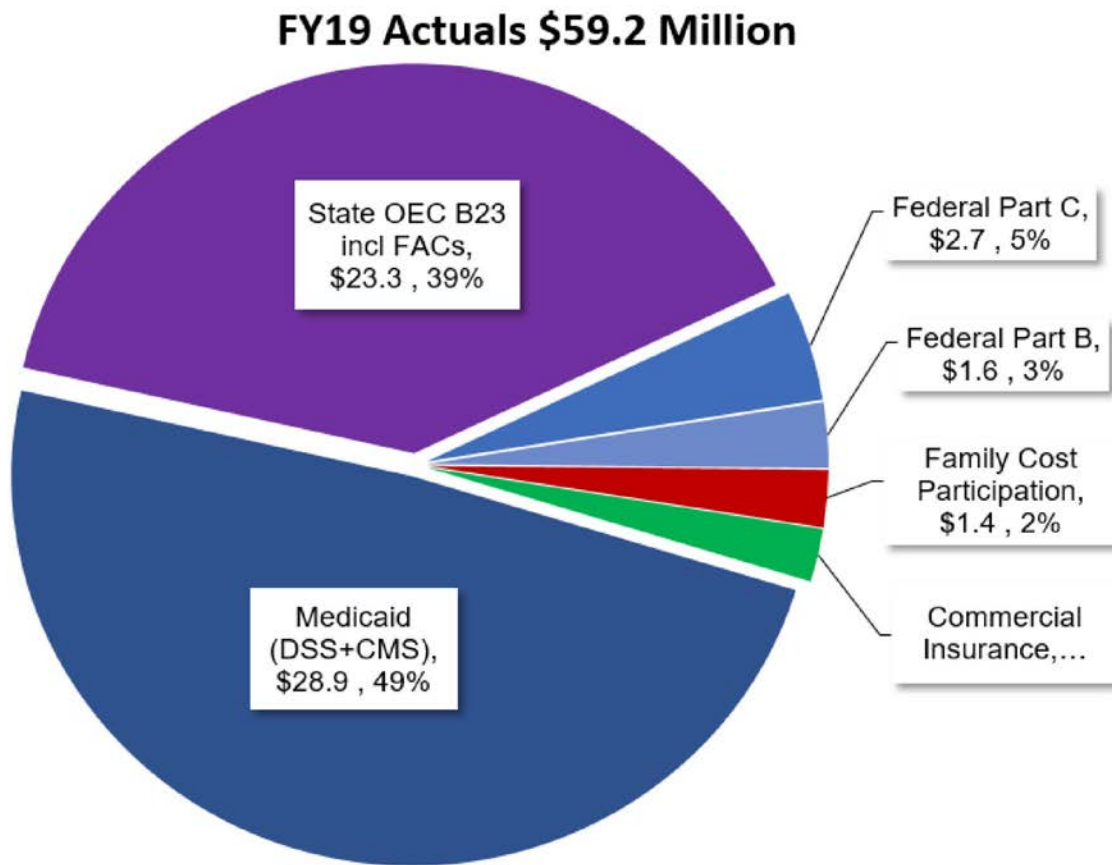
During FY19 5456 Children Exited Birth to Three

**ECSE – Early Childhood Special Education*



FY19 was the first full fiscal year of fiscal reporting in the new payment structure. During FY18, the system moved to a fee-for-service payment model, which led to some structural changes. During FY19, the system went out for a request for proposals (RFP) and resulted in a reduction of programs as many programs increased their capacity to support families in new towns.

Birth to Three Expenditures Totals and Administrative Expenses are provided below.



Town-by-Town Data

The table below shows a town-by-town breakdown of children who received supports throughout FY19. This breakdown represents any child who received a service at any point throughout FY19, and the last column represents the 2015 birth cohort. Suppressed data provided for towns with five or fewer children to protect confidentiality. Birth to Three has collaborated with the CT Data Collaborative, and additional data is located on ctdata.org

Note: Children can be referred at birth and remain in the system until age three. Therefore, the number of eligible children and IFSP can be larger than children referred to Birth to Three in the fiscal year.

Town	Referrals FY19	Eligible FY19	IFSP FY19	Birth Cohort 2015-Eligible
ANDOVER	<6	<6	7	<6
ANSONIA	67	49	70	34
ASHFORD	10	7	10	10
AVON	38	21	32	20
BARKHAMSTED	<6	<6	7	<6
BEACON FALLS	20	13	19	<6
BERLIN	38	24	39	23
BETHANY	9	<6	<6	<6
BETHEL	58	38	62	22
BETHLEHEM	6	<6	<6	<6
BLOOMFIELD	47	33	54	19
BOLTON	9	<6	9	<6
BOZRAH	6	<6	8	<6
BRANFORD	49	28	56	29
BRIDGEPORT	583	397	661	309
BRIDGEWATER	<6	<6	<6	<6
BRISTOL	223	157	264	132
BROOKFIELD	43	27	47	18
BROOKLYN	27	26	38	14
BURLINGTON	11	<6	16	11
CANAAN	<6	<6	<6	<6
CANTERBURY	11	6	10	6
CANTON	22	17	27	<6
CHAPLIN	6	<6	7	<6
CHESHIRE	74	37	74	19
CHESTER	<6	<6	7	<6
CLINTON	24	14	23	20
COLCHESTER	53	36	58	17
COLEBROOK	<6	<6	<6	<6
COLUMBIA	8	<6	8	<6
CORNWALL	<6	<6	<6	<6
COVENTRY	25	18	27	25
CROMWELL	31	17	37	22
DANBURY	336	223	372	191
DARIEN	52	27	46	23
DEEP RIVER	6	<6	6	<6
DERBY	34	18	41	15
DURHAM	23	16	24	8
EAST GRANBY	14	8	13	9
EAST HADDAM	16	8	13	8
EAST HAMPTON	24	17	33	7
EAST HARTFORD	189	121	205	131
EAST HAVEN	84	59	101	33

Town	Referrals	Eligible	IFSP	Birth Cohort 2015-Eligible
<i>EAST LYME</i>	23	15	32	11
<i>EAST WINDSOR</i>	32	16	27	19
<i>EASTFORD</i>	<6	<6	<6	<6
<i>EASTON</i>	33	23	23	<6
<i>ELLINGTON</i>	43	26	41	24
<i>ENFIELD</i>	140	91	149	70
<i>ESSEX</i>	<6	<6	8	<6
<i>FAIRFIELD</i>	135	79	131	73
<i>FARMINGTON</i>	49	35	58	37
<i>FRANKLIN</i>	8	<6	6	<6
<i>GLASTONBURY</i>	57	40	73	39
<i>GOSHEN</i>	6	<6	<6	<6
<i>GRANBY</i>	30	14	26	15
<i>GREENWICH</i>	174	88	127	72
<i>GRISWOLD</i>	36	24	49	24
<i>GROTON</i>	168	115	169	82
<i>GUILFORD</i>	33	17	30	18
<i>HADDAM</i>	21	15	17	11
<i>HAMDEN</i>	169	99	166	71
<i>HAMPTON</i>	6	<6	<6	<6
<i>HARTFORD</i>	654	463	699	353
<i>HARTLAND</i>	<6	<6	<6	<6
<i>HARWINTON</i>	7	6	13	<6
<i>HEBRON</i>	18	14	25	<6
<i>KENT</i>	<6	<6	6	<6
<i>KILLINGLY</i>	71	55	88	34
<i>KILLINGWORTH</i>	9	6	13	10
<i>LEBANON</i>	10	<6	9	6
<i>LEDYARD</i>	43	29	50	28
<i>LISBON</i>	14	6	8	<6
<i>LITCHFIELD</i>	10	<6	7	<6
<i>LYME</i>	7	<6	6	<6
<i>MADISON</i>	33	20	33	16
<i>MANCHESTER</i>	198	136	242	120
<i>MANSFIELD</i>	16	10	31	13
<i>MARLBOROUGH</i>	16	9	13	13
<i>MERIDEN</i>	249	172	301	132
<i>MIDDLEBURY</i>	11	<6	10	<6
<i>MIDDLEFIELD</i>	11	9	13	<6
<i>MIDDLETOWN</i>	145	83	122	60
<i>MILFORD</i>	120	71	119	47
<i>MONROE</i>	41	17	36	17

Town	Referrals	Eligible	IFSP	Birth Cohort 2015-Eligible
<i>MONTVILLE</i>	52	31	40	21
<i>MORRIS</i>	<6	<6	<6	<6
<i>NAUGATUCK</i>	110	62	89	57
<i>NEW BRITAIN</i>	368	260	413	213
<i>NEW CANAAN</i>	40	19	46	28
<i>NEW FAIRFIELD</i>	32	14	25	15
<i>NEW HARTFORD</i>	8	<6	<6	<6
<i>NEW HAVEN</i>	487	304	531	246
<i>NEW LONDON</i>	108	54	83	33
<i>NEW MILFORD</i>	76	46	72	38
<i>NEWINGTON</i>	75	66	110	53
<i>NEWTOWN</i>	53	29	55	32
<i>NORFOLK</i>	<6	<6	<6	<6
<i>NORTH BRANFORD</i>	24	9	30	8
<i>North Cannon</i>	<6	<6	<6	<6
<i>NORTH HAVEN</i>	50	32	57	22
<i>NORTH STONINGTON</i>	12	6	6	<6
<i>NORWALK</i>	299	191	300	158
<i>NORWICH</i>	138	89	165	81
<i>OLD LYME</i>	11	<6	6	<6
<i>OLD SAYBROOK</i>	11	6	10	6
<i>ORANGE</i>	26	15	19	10
<i>OXFORD</i>	20	7	14	11
<i>PLAINFIELD</i>	66	43	69	23
<i>PLAINVILLE</i>	47	31	51	23
<i>PLYMOUTH</i>	35	20	33	13
<i>POMFRET</i>	<6	<6	<6	<6
<i>PORTLAND</i>	30	20	32	9
<i>PRESTON</i>	14	8	18	<6
<i>PROSPECT</i>	21	12	17	6
<i>PUTNAM</i>	38	31	55	20
<i>REDDING</i>	25	16	21	18
<i>RIDGEFIELD</i>	53	29	63	25
<i>ROCKY HILL</i>	51	32	51	30
<i>ROXBURY</i>	<6	<6	<6	<6
<i>SALEM</i>	7	<6	6	<6
<i>SALISBURY</i>	<6	<6	<6	<6
<i>SCOTLAND</i>	<6	<6	<6	<6
<i>SEYMOUR</i>	36	27	43	13
<i>SHARON</i>	<6	<6	<6	<6
<i>SHELTON</i>	115	69	108	37
<i>SHERMAN</i>	<6	<6	<6	<6

Town	Referrals	Eligible	IFSP	Birth Cohort 2015-Eligible
SIMSBURY	60	39	61	31
SOMERS	21	12	26	14
SOUTH WINDSOR	86	54	80	31
SOUTHBURY	38	17	29	8
SOUTHINGTON	93	57	99	55
SPRAGUE	6	<6	11	6
STAFFORD	29	20	36	11
STAMFORD	503	270	464	209
STERLING	8	<6	8	<6
STONINGTON	32	17	25	13
STRATFORD	130	83	144	57
SUFFIELD	39	21	34	21
THOMASTON	14	10	23	14
THOMPSON	28	15	32	8
TOLLAND	36	19	29	12
TORRINGTON	100	61	118	70
TRUMBULL	109	71	112	42
Union	<6	<6	<6	<6
VERNON	91	65	116	40
VOLUNTOWN	<6	<6	<6	<6
WALLINGFORD	112	60	128	44
WARREN	<6	<6	<6	<6
WASHINGTON	<6	<6	<6	<6
WATERBURY	590	375	611	238
WATERFORD	46	32	54	16
WATERTOWN	43	30	59	18
WEST HARTFORD	155	97	170	76
WEST HAVEN	173	107	180	96
WESTBROOK	11	6	16	<6
WESTON	19	13	20	10
WESTPORT	57	26	44	35
WETHERSFIELD	73	41	56	27
WILLINGTON	11	9	11	<6
WILTON	43	21	40	18
WINCHESTER	31	17	30	11
WINDHAM	108	60	110	62
WINDSOR	75	43	77	36
WINDSOR LOCKS	28	18	33	9
WOLCOTT	28	21	36	12
WOODBIDGE	20	7	13	6
WOODBURY	19	8	15	<6
WOODSTOCK	21	12	21	13

The Birth to Three team at the OEC includes:

Alice E. Ridgway, Manager / Part C Coordinator

Linda Bamonte, Personnel Development

Mary Coyle, Fiscal Enhancements

Kathy Granata, Fiscal and Data Support

Nicole Cossette, Associate Research Analyst

Matt Mahony, IT System Developer

Ari Burger, IT System Developer

Koleen Kerski, Education and Outreach

Aileen McKenna, Family Liaison

Connecticut Birth to Three System www.birth23.org

450 Columbus Boulevard, Suite 205 Hartford, CT 06103

Information and Referrals - *Child Development Infoline*

Ph. 1-800-505-7000 Multilingual/phone interpretation service fax 860-571-6853

Central Directory

2-1-1 (Voice/TTY)

Funding provided under Part C of the Individuals with Disabilities Education Improvement Act of 2004, through the United States Department of Education, Office of Special Education Programs and the State of Connecticut.

In compliance with the Americans with Disabilities Act (ADA), this publication is available in alternative formats. If you need assistance, please call 860-500-4410 or e-mail CTbirth23@ct.gov